


| | | |
|---|---|--|
|  | PENJAMINAN MUTU UNIVERSITAS FLORES DOKUMEN LEVEL STANDAR OPERATING PROCEDURE (SOP) | No Dok: SOP LP2M -0 7 SOP-UPM/31/002/2018 |
| | | Revisi : |
| JUDUL | SURAT KETERANGAN DETEKSI PLAGIASI | Tanggal Dikeluarkan: 8 Maret |
| AREA | FAKULTAS | Halaman: 5 |

SURAT KETERANGAN DETEKSI PLAGIASI SKRIPSI

Yang bertanda tangan dibawah ini, Ketua Gugus Penjamin Mutu Fakultas Ekonomi menyatakan bahwa Skripsi:

N a m a Mahasiswa : Maria Fatima Meo

NIM : 2016441079

Judul : Pengaruh Modal, Tenaga Kerja dan Teknologi Terhadap
Produksi Kopi Pada UPH Sub unit masa Dua Bajawa

Program Studi : Akuntansi

Fakultas : Ekonomi

Telah dideteksi tingkat plagiasinya 21%, dan dinyatakan disetujui/ tidak disetujui sesuai ketentuan yang berlaku di Universitas Flores (rincian hasil terlampir).

Demikian surat ini dibuat untuk digunakan sebagaimana mestinya


 Ende, 8 Maret
 Ketua

Gabriel Tanasi, SE., M.Si
 NIDN. 0827067101

Tembusan:

1. Ketua Program Studi Akuntansi
2. Pembimbing skripsi.



LAMPIRAN - LAMPIRAN

LAMPIRAN

DAFTAR KUISONER PENELITIAN

Bapak/Ibu yang saya hormati, bersama ini saya :

Nama : Maria Fatima Meo

Nim : 2016 441 079

Fakultas/ Jurusan : Ekonomi/Akuntansi

Sedang melaksanakan penelitian yang berjudul :

**” Pengaruh Modal, Tenaga Kerja Dan Teknologi
Terhadap Produksi Kopi Pada Uph Sub Unit Masa
Dua Bajawa”.**

Hasil kuisoner ini tidak dipublikasikan melainkan untuk kepentingan penelitian semata. Atas bantuan, kesedian waktu dan kerja samanya saya ucapkan terimakasih.

KUISONER

DATA RESPONDEN

1. Nama :

2. Umur :Tahun

3. Jenis kelamin : laki – laki
 Perempuan

4. Pendidikan :

SMA S1 Lainnya
 D3 S2

5. Jabatan :

Petunjuk Pengisian :

- Pengisian jawaban cukup dengan memberi tanda (X atau ✓) pada pertanyaan yang dianggap sesuai dengan pendapat responden (satu jawaban dalam setiap nomor pertanyaan).
- Pilihan jawaban :
 - Sangat Setuju (SS) = 5
 - Setuju (S) = 4
 - Netral (N) = 3
 - Tidak Setuju (TS) = 2
 - Sangat Tidak Setuju (STS) = 1

Modal (X1)

| No | Pertanyaan | SS | S | N | TS | STS |
|----|--|----|---|---|----|-----|
| 1 | Modal usaha saya dari modal pribadi | | | | | |
| 2 | Modal yang di pergunakan sangat bermanfaat untuk perkebangan usaha saya | | | | | |
| 3 | Biaya saya untuk membeli bahan baku tidak menghabiskan modal saya | | | | | |
| 4 | Saya dapat menggunakan dana dari modal saya untuk membeli peralatan agar lebih lengkap | | | | | |

sumber : Syahutama, Ressi Nanda (2017)

Tenaga Kerja (X2)

| No | Pertanyaan | SS | S | N | TS | STS |
|----|--|----|---|---|----|-----|
| 1 | Tenaga kerja yang saya miliki jumlahnya mencukupi untuk membantu saya mengolah produksi. | | | | | |
| 2 | Tenaga kerja yang ada pada saya cukup untuk mengolah produksi setiap bulan. | | | | | |
| 3 | Untuk mendapatkan tenaga yang rajin dan jujur, saya gunakan anggota keluarga maupun tetangga saya. | | | | | |
| 4 | Tenaga kerja yang saya miliki mampu mendorong produktivitas saya. | | | | | |

sumber : Syahutama, Ressi Nanda (2017)

Teknologi (X3)

| No | Pernyataan | SS | S | N | TS | STS |
|----|---|----|---|---|----|-----|
| 1 | Teknologi berperan penting terhadap usaha saya | | | | | |
| 2 | Usaha saya menggunakan teknologi dalam berinovasi | | | | | |
| 3 | Usaha saya memanfaatkan teknologi untuk menciptakan keunggulan bersaing | | | | | |
| 4 | Teknologi memudahkan saya dalam menjalankan usaha | | | | | |
| 5 | Teknologi memudahkan saya berkomunikasi dengan pelanggan | | | | | |

sumber : Ririn Fajrina (2017)

Produksi (Y)

| No | Pertanyaan | SS | S | N | TS | STS |
|----|---|----|---|---|----|-----|
| 1 | Perusahaan memiliki jadwal produksi secara tertulis, akurat, dan terperinci. | | | | | |
| 2 | Jadwal produksi selalu diperiksa kesesuaiannya dengan persediaan bahan baku yang ada. | | | | | |
| 3 | Jadwal produksi yang dibuat sesuai dengan permintaan pelanggan dan kebutuhan untuk persediaan dalam gudang. | | | | | |
| 4 | Laporan-laporan produksi dibuat dengan akurat, tepat waktu, dan dapat dipertanggungjawabkan kepada pihak yang bersangkutan. | | | | | |
| 5 | Setiap melakukan kegiatan produksi diperlukan instruksi kerja. | | | | | |
| 6 | Pelaksanaan kegiatan produksi sesuai dengan instruksi kerja yang diberikan. | | | | | |
| 7 | Terdapat perbandingan antara kegiatan produksi yang direncanakan dengan yang sebenarnya terjadi. | | | | | |
| 8 | Terdapat tindakan analisis dan tindakan perbaikan jika ada perbedaan antara kegiatan produksi yang direncanakan dengan yang sebenarnya terjadi. | | | | | |
| 9 | Tersedianya kartu persediaan untuk mencatat dan mengetahui jumlah persediaan yang ada di gudang. | | | | | |
| 10 | Terdapat pemeriksaan atas jumlah persediaan secara fisik dengan jumlah menurut catatan di gudang. | | | | | |
| 11 | Terdapat perlindungan terhadap persediaan di dalam gudang. | | | | | |
| 12 | Terdapat pemisahan fungsi, wewenang, dan tanggungjawab antara pihak-pihak yang menangani bagian produksi, gudang, dan akuntansi. | | | | | |
| 13 | Pengoperasian mesin-mesin oleh semua karyawan dan karyawan produksi dengan benar dan tepat waktu sesuai dengan kapasitas mesin. | | | | | |
| 14 | Terdapat pemeliharaan, pemeriksaan, dan perbaikan secara rutin terhadap mesin-mesin produksi. | | | | | |

| | | | | | | |
|----|---|--|--|--|--|--|
| 15 | Terdapat pengawasan terhadap pembongkaran muatan bahan baku. | | | | | |
| 16 | Terdapat kontrol yang baik dalam pengiriman produk ke konsumen. | | | | | |
| 17 | Terdapat penanganan khusus dalam hal keterlambatan produksi, pengiriman bahan baku, dan produk ke konsumen. | | | | | |
| 18 | Pengeluaran produk yang terjadi telah sesuai dengan catatan yang dibuat. | | | | | |

sumber : Cristianto,2020

DOKUMENTASI

PROSES PENGOLAHAN Kopi TAHUNE PACIEN
2016 - 2019 PADA KELOMPOK
SUB UNIT MASA II -

TAHUNE = 2016 = 76 ton x 5000 = 380.000.000.

TAHUNE = 2017 = 110 ton x 6000 = 660.000.000.

TAHUNE = 2018 = 83 ton x 7000 = 581.000.000.

TAHUNE = 2019 = 127 ton x 7000 = 889.000.000.

| | | | |
|--|---|---|---|
| <p>SI.202 - Bina Rata - 10000</p> <p>10000 - 10000 = 0</p> <p>10000 - 10000 = 0</p> <p>10000 - 10000 = 0</p> | <p>200000</p> <p>100000</p> <p>100000</p> <p>300000</p> | <p>200000</p> <p>100000</p> <p>100000</p> <p>300000</p> | <p>200000</p> <p>100000</p> <p>100000</p> <p>300000</p> |
| <p>200000</p> <p>100000</p> <p>100000</p> <p>300000</p> | <p>200000</p> <p>100000</p> <p>100000</p> <p>300000</p> | <p>200000</p> <p>100000</p> <p>100000</p> <p>300000</p> | <p>200000</p> <p>100000</p> <p>100000</p> <p>300000</p> |
| <p>200000</p> <p>100000</p> <p>100000</p> <p>300000</p> | <p>200000</p> <p>100000</p> <p>100000</p> <p>300000</p> | <p>200000</p> <p>100000</p> <p>100000</p> <p>300000</p> | <p>200000</p> <p>100000</p> <p>100000</p> <p>300000</p> |
| <p>200000</p> <p>100000</p> <p>100000</p> <p>300000</p> | <p>200000</p> <p>100000</p> <p>100000</p> <p>300000</p> | <p>200000</p> <p>100000</p> <p>100000</p> <p>300000</p> | <p>200000</p> <p>100000</p> <p>100000</p> <p>300000</p> |


PT-15-6-19
 - PAKSI = $3\frac{1}{2} \times 6 = 21.000$ l
 - AMR = $4 \times 6 = 24.000$ l
 - AMR = $5 \times 6 = 30.000$ l
 - Anak MARI = $10 \text{ Ltr} \times 15 = 150.000$ l
 - Ovi MARI = Ambil uang = 150.000 l
 - L M = $9\frac{1}{2}$
 - FORO = 51
 - MAMA DOMI = 40 KG PTIJ (194)



SIS-18-6-19 = 5 $\frac{1}{16}$ KB (70)
 - L M
 - MARI
 RB-19-6-19 = $30 \text{ Ltr} \times 15 = 450.000$ l
 - UOIS = Ambil tambah uang = 550.000 = 37 Ltr
 - KORI = $12 \times 7 = 84.000$ l
 - BUBI = $23 \times 7 = 161.000$
 - MARI = 17
 K - L M = 87 (172)
 = 33 KB
 54.5
 55.5
 55.5
 60
 (225.5)

KM-20-6-19
 - MAMA DOMI = 5 $\frac{1}{2}$ Ltr =
 - MARI = 7 $\frac{1}{2}$
 21/6 KOBUS BINE 200.000

JT-21-6-19
 - MARI = 15
 - PAKSI = 25 (77)
 - LEGA POK = 7
 - BUBI = $5 \times 7 = 35.000$
 - MAMA DOMI / anal cucu antri = 18 kg
 (45) (453)

PT-PAKI-22-6-19 MARI = $16 + 17 + 7\frac{1}{2} + 15 = 55\frac{1}{2} \times 7 = 388 + 25 \text{ maki} = 413 - 200 \text{ uang} = 213.000$ l
 - PAKSI = $2.5 \times 7 = 17.500$ l
 - HARI AGO = $8 \times 7 = 56.000$ l
 - PAKSI = 9
 M6-23-6-19
 - KORI = $12 \times 7 = 84.000$ l
 SN-24-6-19
 - PN = 11
 - TING = $11 \times 7 = 77.000$
 - SINTA = $10 \times 7 = 70.000$
 SIS-25-6-19
 - JONI = $4 \text{ Ltr} \times 15 = 60.000$ l
 - KORI = $8 \times 7 = 56.000$
 RB-26-6-19
 - JONI = $72\frac{1}{2} \times 15 = 1.087.500$
 = 75.000 panjar
 = 1.012.500
 = 70.000 ambil uang 100.000 lebih 30.000
 - MARI = $10 \times 7 = 70.000$
 = 38.000 kanth 50.000
 = lebih 12.000
 - ANIS - LONGA = $5\frac{1}{2} \times 7 = 38.500$
 KRS-27-6-19 = $5 \times 7 = 35.000$ l
 - MARI = $5 \times 7 = 35.000$ l
 - BUBI = Yus ambil = 100.000
 PT-29-6-19
 - UOIS = $32 \text{ Ltr} \times 15 = 480.000$
 catan = 72 $\frac{1}{2}$
 $\frac{32}{104\frac{1}{2}} - 37 \text{ Ltr} = 67\frac{1}{2} \times$
 = 1.012.000 - 75.000 uang diambil =





Lampiran 7
Tabel Durbin-Watson (DW), $\alpha = 5\%$

| n | k=1 | | k=2 | | k=3 | | k=4 | | k=5 | |
|----|--------|--------|--------|--------|--------|--------|--------|--------|--------|--------|
| | dL | dU | dL | dU | dL | dU | dL | dU | dL | dU |
| 6 | 0.6102 | 1.4002 | | | | | | | | |
| 7 | 0.6996 | 1.3564 | 0.4672 | 1.8964 | | | | | | |
| 8 | 0.7629 | 1.3324 | 0.5591 | 1.7771 | 0.3674 | 2.2866 | | | | |
| 9 | 0.8243 | 1.3199 | 0.6291 | 1.6993 | 0.4548 | 2.1282 | 0.2957 | 2.5881 | | |
| 10 | 0.8791 | 1.3197 | 0.6972 | 1.6413 | 0.5253 | 2.0163 | 0.3760 | 2.4137 | 0.2427 | 2.8217 |
| 11 | 0.9273 | 1.3241 | 0.7580 | 1.6044 | 0.5948 | 1.9280 | 0.4441 | 2.2833 | 0.3155 | 2.6446 |
| 12 | 0.9708 | 1.3314 | 0.8122 | 1.5794 | 0.6577 | 1.8640 | 0.5120 | 2.1766 | 0.3796 | 2.5061 |
| 13 | 1.0097 | 1.3404 | 0.8612 | 1.5621 | 0.7147 | 1.8159 | 0.5745 | 2.0943 | 0.4445 | 2.3897 |
| 14 | 1.0450 | 1.3503 | 0.9054 | 1.5507 | 0.7667 | 1.7788 | 0.6321 | 2.0296 | 0.5052 | 2.2959 |
| 15 | 1.0770 | 1.3605 | 0.9455 | 1.5432 | 0.8140 | 1.7501 | 0.6852 | 1.9774 | 0.5620 | 2.2198 |
| 16 | 1.1062 | 1.3709 | 0.9820 | 1.5386 | 0.8572 | 1.7277 | 0.7340 | 1.9351 | 0.6150 | 2.1567 |
| 17 | 1.1330 | 1.3812 | 1.0154 | 1.5361 | 0.8968 | 1.7101 | 0.7790 | 1.9005 | 0.6641 | 2.1041 |
| 18 | 1.1576 | 1.3913 | 1.0461 | 1.5353 | 0.9331 | 1.6961 | 0.8204 | 1.8719 | 0.7098 | 2.0600 |
| 19 | 1.1804 | 1.4012 | 1.0743 | 1.5355 | 0.9666 | 1.6851 | 0.8588 | 1.8482 | 0.7523 | 2.0226 |
| 20 | 1.2015 | 1.4107 | 1.1004 | 1.5367 | 0.9976 | 1.6763 | 0.8943 | 1.8283 | 0.7918 | 1.9908 |
| 21 | 1.2212 | 1.4200 | 1.1246 | 1.5385 | 1.0262 | 1.6694 | 0.9272 | 1.8116 | 0.8286 | 1.9635 |
| 22 | 1.2395 | 1.4289 | 1.1471 | 1.5408 | 1.0529 | 1.6640 | 0.9578 | 1.7974 | 0.8629 | 1.9400 |
| 23 | 1.2567 | 1.4375 | 1.1682 | 1.5435 | 1.0778 | 1.6597 | 0.9864 | 1.7855 | 0.8949 | 1.9196 |
| 24 | 1.2728 | 1.4458 | 1.1878 | 1.5464 | 1.1010 | 1.6565 | 1.0131 | 1.7753 | 0.9249 | 1.9018 |
| 25 | 1.2879 | 1.4537 | 1.2063 | 1.5495 | 1.1228 | 1.6540 | 1.0381 | 1.7666 | 0.9530 | 1.8863 |
| 26 | 1.3022 | 1.4614 | 1.2236 | 1.5528 | 1.1432 | 1.6523 | 1.0616 | 1.7591 | 0.9794 | 1.8727 |
| 27 | 1.3157 | 1.4688 | 1.2399 | 1.5562 | 1.1624 | 1.6510 | 1.0836 | 1.7527 | 1.0042 | 1.8608 |
| 28 | 1.3284 | 1.4759 | 1.2553 | 1.5596 | 1.1805 | 1.6503 | 1.1044 | 1.7473 | 1.0276 | 1.8502 |
| 29 | 1.3405 | 1.4828 | 1.2699 | 1.5631 | 1.1976 | 1.6499 | 1.1241 | 1.7426 | 1.0497 | 1.8409 |
| 30 | 1.3520 | 1.4894 | 1.2837 | 1.5666 | 1.2138 | 1.6498 | 1.1426 | 1.7386 | 1.0706 | 1.8326 |
| 31 | 1.3630 | 1.4957 | 1.2969 | 1.5701 | 1.2292 | 1.6500 | 1.1602 | 1.7352 | 1.0904 | 1.8252 |
| 32 | 1.3734 | 1.5019 | 1.3093 | 1.5736 | 1.2437 | 1.6505 | 1.1769 | 1.7323 | 1.1092 | 1.8187 |
| 33 | 1.3834 | 1.5078 | 1.3212 | 1.5770 | 1.2576 | 1.6511 | 1.1927 | 1.7298 | 1.1270 | 1.8128 |
| 34 | 1.3929 | 1.5136 | 1.3325 | 1.5805 | 1.2707 | 1.6519 | 1.2078 | 1.7277 | 1.1439 | 1.8076 |
| 35 | 1.4019 | 1.5191 | 1.3433 | 1.5838 | 1.2833 | 1.6528 | 1.2221 | 1.7259 | 1.1601 | 1.8029 |
| 36 | 1.4107 | 1.5245 | 1.3537 | 1.5872 | 1.2953 | 1.6539 | 1.2358 | 1.7245 | 1.1755 | 1.7987 |
| 37 | 1.4190 | 1.5297 | 1.3635 | 1.5904 | 1.3068 | 1.6550 | 1.2489 | 1.7233 | 1.1901 | 1.7950 |
| 38 | 1.4270 | 1.5348 | 1.3730 | 1.5937 | 1.3177 | 1.6563 | 1.2614 | 1.7223 | 1.2042 | 1.7916 |
| 39 | 1.4347 | 1.5396 | 1.3821 | 1.5969 | 1.3283 | 1.6575 | 1.2734 | 1.7215 | 1.2176 | 1.7886 |
| 40 | 1.4421 | 1.5444 | 1.3908 | 1.6000 | 1.3384 | 1.6589 | 1.2848 | 1.7209 | 1.2305 | 1.7859 |
| 41 | 1.4493 | 1.5490 | 1.3992 | 1.6031 | 1.3480 | 1.6603 | 1.2958 | 1.7205 | 1.2428 | 1.7835 |
| 42 | 1.4562 | 1.5534 | 1.4073 | 1.6061 | 1.3573 | 1.6617 | 1.3064 | 1.7202 | 1.2546 | 1.7814 |
| 43 | 1.4628 | 1.5577 | 1.4151 | 1.6091 | 1.3663 | 1.6632 | 1.3166 | 1.7200 | 1.2660 | 1.7794 |
| 44 | 1.4692 | 1.5619 | 1.4226 | 1.6120 | 1.3749 | 1.6647 | 1.3263 | 1.7200 | 1.2769 | 1.7777 |
| 45 | 1.4754 | 1.5660 | 1.4298 | 1.6148 | 1.3832 | 1.6662 | 1.3357 | 1.7200 | 1.2874 | 1.7762 |
| 46 | 1.4814 | 1.5700 | 1.4368 | 1.6176 | 1.3912 | 1.6677 | 1.3448 | 1.7201 | 1.2976 | 1.7748 |
| 47 | 1.4872 | 1.5739 | 1.4435 | 1.6204 | 1.3989 | 1.6692 | 1.3535 | 1.7203 | 1.3073 | 1.7736 |
| 48 | 1.4928 | 1.5776 | 1.4500 | 1.6231 | 1.4064 | 1.6708 | 1.3619 | 1.7206 | 1.3167 | 1.7725 |
| 49 | 1.4982 | 1.5813 | 1.4564 | 1.6257 | 1.4136 | 1.6723 | 1.3701 | 1.7210 | 1.3258 | 1.7716 |
| 50 | 1.5035 | 1.5849 | 1.4625 | 1.6283 | 1.4206 | 1.6739 | 1.3779 | 1.7214 | 1.3346 | 1.7708 |
| 51 | 1.5086 | 1.5884 | 1.4684 | 1.6309 | 1.4273 | 1.6754 | 1.3855 | 1.7218 | 1.3431 | 1.7701 |
| 52 | 1.5135 | 1.5917 | 1.4741 | 1.6334 | 1.4339 | 1.6769 | 1.3929 | 1.7223 | 1.3512 | 1.7694 |
| 53 | 1.5183 | 1.5951 | 1.4797 | 1.6359 | 1.4402 | 1.6785 | 1.4000 | 1.7228 | 1.3592 | 1.7689 |
| 54 | 1.5230 | 1.5983 | 1.4851 | 1.6383 | 1.4464 | 1.6800 | 1.4069 | 1.7234 | 1.3669 | 1.7684 |
| 55 | 1.5276 | 1.6014 | 1.4903 | 1.6406 | 1.4523 | 1.6815 | 1.4136 | 1.7240 | 1.3743 | 1.7681 |
| 56 | 1.5320 | 1.6045 | 1.4954 | 1.6430 | 1.4581 | 1.6830 | 1.4201 | 1.7246 | 1.3815 | 1.7678 |
| 57 | 1.5363 | 1.6075 | 1.5004 | 1.6452 | 1.4637 | 1.6845 | 1.4264 | 1.7253 | 1.3885 | 1.7675 |
| 58 | 1.5405 | 1.6105 | 1.5052 | 1.6475 | 1.4692 | 1.6860 | 1.4325 | 1.7259 | 1.3953 | 1.7673 |
| 59 | 1.5446 | 1.6134 | 1.5099 | 1.6497 | 1.4745 | 1.6875 | 1.4385 | 1.7266 | 1.4019 | 1.7672 |
| 60 | 1.5485 | 1.6162 | 1.5144 | 1.6518 | 1.4797 | 1.6889 | 1.4443 | 1.7274 | 1.4083 | 1.7671 |
| 61 | 1.5524 | 1.6189 | 1.5189 | 1.6540 | 1.4847 | 1.6904 | 1.4499 | 1.7281 | 1.4146 | 1.7671 |
| 62 | 1.5562 | 1.6216 | 1.5232 | 1.6561 | 1.4896 | 1.6918 | 1.4554 | 1.7288 | 1.4206 | 1.7671 |
| 63 | 1.5599 | 1.6243 | 1.5274 | 1.6581 | 1.4943 | 1.6932 | 1.4607 | 1.7296 | 1.4265 | 1.7671 |
| 64 | 1.5635 | 1.6268 | 1.5315 | 1.6601 | 1.4990 | 1.6946 | 1.4659 | 1.7303 | 1.4322 | 1.7672 |
| 65 | 1.5670 | 1.6294 | 1.5355 | 1.6621 | 1.5035 | 1.6960 | 1.4709 | 1.7311 | 1.4378 | 1.7673 |
| 66 | 1.5704 | 1.6318 | 1.5395 | 1.6640 | 1.5079 | 1.6974 | 1.4758 | 1.7319 | 1.4433 | 1.7675 |
| 67 | 1.5738 | 1.6343 | 1.5433 | 1.6660 | 1.5122 | 1.6988 | 1.4806 | 1.7327 | 1.4486 | 1.7676 |
| 68 | 1.5771 | 1.6367 | 1.5470 | 1.6678 | 1.5164 | 1.7001 | 1.4853 | 1.7335 | 1.4537 | 1.7678 |
| 69 | 1.5803 | 1.6390 | 1.5507 | 1.6697 | 1.5205 | 1.7015 | 1.4899 | 1.7343 | 1.4588 | 1.7680 |
| 70 | 1.5834 | 1.6413 | 1.5542 | 1.6715 | 1.5245 | 1.7028 | 1.4943 | 1.7351 | 1.4637 | 1.7683 |

| n | k=1 | | k=2 | | k=3 | | k=4 | | k=5 | |
|------------|--------|--------|--------|--------|---------------|---------------|--------|--------|--------|--------|
| | dL | dU | dL | dU | dL | dU | dL | dU | dL | dU |
| 71 | 1.5865 | 1.6435 | 1.5577 | 1.6733 | 1.5284 | 1.7041 | 1.4987 | 1.7358 | 1.4685 | 1.7685 |
| 72 | 1.5895 | 1.6457 | 1.5611 | 1.6751 | 1.5323 | 1.7054 | 1.5029 | 1.7366 | 1.4732 | 1.7688 |
| 73 | 1.5924 | 1.6479 | 1.5645 | 1.6768 | 1.5360 | 1.7067 | 1.5071 | 1.7375 | 1.4778 | 1.7691 |
| 74 | 1.5953 | 1.6500 | 1.5677 | 1.6785 | 1.5397 | 1.7079 | 1.5112 | 1.7383 | 1.4822 | 1.7694 |
| 75 | 1.5981 | 1.6521 | 1.5709 | 1.6802 | 1.5432 | 1.7092 | 1.5151 | 1.7390 | 1.4866 | 1.7698 |
| 76 | 1.6009 | 1.6541 | 1.5740 | 1.6819 | 1.5467 | 1.7104 | 1.5190 | 1.7399 | 1.4909 | 1.7701 |
| 77 | 1.6036 | 1.6561 | 1.5771 | 1.6835 | 1.5502 | 1.7117 | 1.5228 | 1.7407 | 1.4950 | 1.7704 |
| 78 | 1.6063 | 1.6581 | 1.5801 | 1.6851 | 1.5535 | 1.7129 | 1.5265 | 1.7415 | 1.4991 | 1.7708 |
| 79 | 1.6089 | 1.6601 | 1.5830 | 1.6867 | 1.5568 | 1.7141 | 1.5302 | 1.7423 | 1.5031 | 1.7712 |
| 80 | 1.6114 | 1.6620 | 1.5859 | 1.6882 | 1.5600 | 1.7153 | 1.5337 | 1.7430 | 1.5070 | 1.7716 |
| 81 | 1.6139 | 1.6639 | 1.5888 | 1.6898 | 1.5632 | 1.7164 | 1.5372 | 1.7438 | 1.5109 | 1.7720 |
| 82 | 1.6164 | 1.6657 | 1.5915 | 1.6913 | 1.5663 | 1.7176 | 1.5406 | 1.7446 | 1.5146 | 1.7724 |
| 83 | 1.6188 | 1.6675 | 1.5942 | 1.6928 | 1.5693 | 1.7187 | 1.5440 | 1.7454 | 1.5183 | 1.7728 |
| 84 | 1.6212 | 1.6693 | 1.5969 | 1.6942 | 1.5723 | 1.7199 | 1.5472 | 1.7462 | 1.5219 | 1.7732 |
| 85 | 1.6235 | 1.6711 | 1.5995 | 1.6957 | 1.5752 | 1.7210 | 1.5505 | 1.7470 | 1.5254 | 1.7736 |
| 86 | 1.6258 | 1.6728 | 1.6021 | 1.6971 | 1.5780 | 1.7221 | 1.5536 | 1.7478 | 1.5289 | 1.7740 |
| 87 | 1.6280 | 1.6745 | 1.6046 | 1.6985 | 1.5808 | 1.7232 | 1.5567 | 1.7485 | 1.5322 | 1.7745 |
| 88 | 1.6302 | 1.6762 | 1.6071 | 1.6999 | 1.5836 | 1.7243 | 1.5597 | 1.7493 | 1.5356 | 1.7749 |
| 89 | 1.6324 | 1.6778 | 1.6095 | 1.7013 | 1.5863 | 1.7254 | 1.5627 | 1.7501 | 1.5388 | 1.7754 |
| 90 | 1.6345 | 1.6794 | 1.6119 | 1.7026 | 1.5889 | 1.7264 | 1.5656 | 1.7508 | 1.5420 | 1.7758 |
| 91 | 1.6366 | 1.6810 | 1.6143 | 1.7040 | 1.5915 | 1.7275 | 1.5685 | 1.7516 | 1.5452 | 1.7763 |
| 92 | 1.6387 | 1.6826 | 1.6166 | 1.7053 | 1.5941 | 1.7285 | 1.5713 | 1.7523 | 1.5482 | 1.7767 |
| 93 | 1.6407 | 1.6841 | 1.6188 | 1.7066 | 1.5966 | 1.7295 | 1.5741 | 1.7531 | 1.5513 | 1.7772 |
| 94 | 1.6427 | 1.6857 | 1.6211 | 1.7078 | 1.5991 | 1.7306 | 1.5768 | 1.7538 | 1.5542 | 1.7776 |
| 95 | 1.6447 | 1.6872 | 1.6233 | 1.7091 | 1.6015 | 1.7316 | 1.5795 | 1.7546 | 1.5572 | 1.7781 |
| 96 | 1.6466 | 1.6887 | 1.6254 | 1.7103 | 1.6039 | 1.7326 | 1.5821 | 1.7553 | 1.5600 | 1.7785 |
| 97 | 1.6485 | 1.6901 | 1.6275 | 1.7116 | 1.6063 | 1.7335 | 1.5847 | 1.7560 | 1.5628 | 1.7790 |
| 98 | 1.6504 | 1.6916 | 1.6296 | 1.7128 | 1.6086 | 1.7345 | 1.5872 | 1.7567 | 1.5656 | 1.7795 |
| 99 | 1.6522 | 1.6930 | 1.6317 | 1.7140 | 1.6108 | 1.7355 | 1.5897 | 1.7575 | 1.5683 | 1.7799 |
| 100 | 1.6540 | 1.6944 | 1.6337 | 1.7152 | 1.6131 | 1.7364 | 1.5922 | 1.7582 | 1.5710 | 1.7804 |
| 101 | 1.6558 | 1.6958 | 1.6357 | 1.7163 | 1.6153 | 1.7374 | 1.5946 | 1.7589 | 1.5736 | 1.7809 |
| 102 | 1.6576 | 1.6971 | 1.6376 | 1.7175 | 1.6174 | 1.7383 | 1.5969 | 1.7596 | 1.5762 | 1.7813 |
| 103 | 1.6593 | 1.6985 | 1.6396 | 1.7186 | 1.6196 | 1.7392 | 1.5993 | 1.7603 | 1.5788 | 1.7818 |
| 104 | 1.6610 | 1.6998 | 1.6415 | 1.7198 | 1.6217 | 1.7402 | 1.6016 | 1.7610 | 1.5813 | 1.7823 |
| 105 | 1.6627 | 1.7011 | 1.6433 | 1.7209 | 1.6237 | 1.7411 | 1.6038 | 1.7617 | 1.5837 | 1.7827 |
| 106 | 1.6644 | 1.7024 | 1.6452 | 1.7220 | 1.6258 | 1.7420 | 1.6061 | 1.7624 | 1.5861 | 1.7832 |
| 107 | 1.6660 | 1.7037 | 1.6470 | 1.7231 | 1.6277 | 1.7428 | 1.6083 | 1.7631 | 1.5885 | 1.7837 |
| 108 | 1.6676 | 1.7050 | 1.6488 | 1.7241 | 1.6297 | 1.7437 | 1.6104 | 1.7637 | 1.5909 | 1.7841 |
| 109 | 1.6692 | 1.7062 | 1.6505 | 1.7252 | 1.6317 | 1.7446 | 1.6125 | 1.7644 | 1.5932 | 1.7846 |
| 110 | 1.6708 | 1.7074 | 1.6523 | 1.7262 | 1.6336 | 1.7455 | 1.6146 | 1.7651 | 1.5955 | 1.7851 |
| 111 | 1.6723 | 1.7086 | 1.6540 | 1.7273 | 1.6355 | 1.7463 | 1.6167 | 1.7657 | 1.5977 | 1.7855 |
| 112 | 1.6738 | 1.7098 | 1.6557 | 1.7283 | 1.6373 | 1.7472 | 1.6187 | 1.7664 | 1.5999 | 1.7860 |
| 113 | 1.6753 | 1.7110 | 1.6574 | 1.7293 | 1.6391 | 1.7480 | 1.6207 | 1.7670 | 1.6021 | 1.7864 |
| 114 | 1.6768 | 1.7122 | 1.6590 | 1.7303 | 1.6410 | 1.7488 | 1.6227 | 1.7677 | 1.6042 | 1.7869 |
| 115 | 1.6783 | 1.7133 | 1.6606 | 1.7313 | 1.6427 | 1.7496 | 1.6246 | 1.7683 | 1.6063 | 1.7874 |
| 116 | 1.6797 | 1.7145 | 1.6622 | 1.7323 | 1.6445 | 1.7504 | 1.6265 | 1.7690 | 1.6084 | 1.7878 |
| 117 | 1.6812 | 1.7156 | 1.6638 | 1.7332 | 1.6462 | 1.7512 | 1.6284 | 1.7696 | 1.6105 | 1.7883 |
| 118 | 1.6826 | 1.7167 | 1.6653 | 1.7342 | 1.6479 | 1.7520 | 1.6303 | 1.7702 | 1.6125 | 1.7887 |
| 119 | 1.6839 | 1.7178 | 1.6669 | 1.7352 | 1.6496 | 1.7528 | 1.6321 | 1.7709 | 1.6145 | 1.7892 |
| 120 | 1.6853 | 1.7189 | 1.6684 | 1.7361 | 1.6513 | 1.7536 | 1.6339 | 1.7715 | 1.6164 | 1.7896 |
| 121 | 1.6867 | 1.7200 | 1.6699 | 1.7370 | 1.6529 | 1.7544 | 1.6357 | 1.7721 | 1.6184 | 1.7901 |
| 122 | 1.6880 | 1.7210 | 1.6714 | 1.7379 | 1.6545 | 1.7552 | 1.6375 | 1.7727 | 1.6203 | 1.7905 |
| 123 | 1.6893 | 1.7221 | 1.6728 | 1.7388 | 1.6561 | 1.7559 | 1.6392 | 1.7733 | 1.6222 | 1.7910 |
| 124 | 1.6906 | 1.7231 | 1.6743 | 1.7397 | 1.6577 | 1.7567 | 1.6409 | 1.7739 | 1.6240 | 1.7914 |
| 125 | 1.6919 | 1.7241 | 1.6757 | 1.7406 | 1.6592 | 1.7574 | 1.6426 | 1.7745 | 1.6258 | 1.7919 |
| 126 | 1.6932 | 1.7252 | 1.6771 | 1.7415 | 1.6608 | 1.7582 | 1.6443 | 1.7751 | 1.6276 | 1.7923 |
| 127 | 1.6944 | 1.7261 | 1.6785 | 1.7424 | 1.6623 | 1.7589 | 1.6460 | 1.7757 | 1.6294 | 1.7928 |
| 128 | 1.6957 | 1.7271 | 1.6798 | 1.7432 | 1.6638 | 1.7596 | 1.6476 | 1.7763 | 1.6312 | 1.7932 |
| 129 | 1.6969 | 1.7281 | 1.6812 | 1.7441 | 1.6653 | 1.7603 | 1.6492 | 1.7769 | 1.6329 | 1.7937 |
| 130 | 1.6981 | 1.7291 | 1.6825 | 1.7449 | 1.6667 | 1.7610 | 1.6508 | 1.7774 | 1.6346 | 1.7941 |
| 131 | 1.6993 | 1.7301 | 1.6838 | 1.7458 | 1.6682 | 1.7617 | 1.6523 | 1.7780 | 1.6363 | 1.7945 |
| 132 | 1.7005 | 1.7310 | 1.6851 | 1.7466 | 1.6696 | 1.7624 | 1.6539 | 1.7786 | 1.6380 | 1.7950 |
| 133 | 1.7017 | 1.7319 | 1.6864 | 1.7474 | 1.6710 | 1.7631 | 1.6554 | 1.7791 | 1.6397 | 1.7954 |
| 134 | 1.7028 | 1.7329 | 1.6877 | 1.7482 | 1.6724 | 1.7638 | 1.6569 | 1.7797 | 1.6413 | 1.7958 |
| 135 | 1.7040 | 1.7338 | 1.6889 | 1.7490 | 1.6738 | 1.7645 | 1.6584 | 1.7802 | 1.6429 | 1.7962 |
| 136 | 1.7051 | 1.7347 | 1.6902 | 1.7498 | 1.6751 | 1.7652 | 1.6599 | 1.7808 | 1.6445 | 1.7967 |

Titik Persentase Distribusi F

Probabilita = 0.05

Diproduksi oleh: Junaidi
<http://junaidichaniago.wordpress.com>

Titik Persentase Distribusi F untuk Probabilita = 0,05

| df untuk penyebut (N2) | df untuk pembilang (N1) | | | | | | | | | | | | | | |
|------------------------|-------------------------|-------|-------|-------|-------|-------|-------|-------|-------|-------|-------|-------|-------|-------|-------|
| | 1 | 2 | 3 | 4 | 5 | 6 | 7 | 8 | 9 | 10 | 11 | 12 | 13 | 14 | 15 |
| 1 | 161 | 199 | 216 | 225 | 230 | 234 | 237 | 239 | 241 | 242 | 243 | 244 | 245 | 245 | 246 |
| 2 | 18.51 | 19.00 | 19.16 | 19.25 | 19.30 | 19.33 | 19.35 | 19.37 | 19.38 | 19.40 | 19.40 | 19.41 | 19.42 | 19.42 | 19.43 |
| 3 | 10.13 | 9.55 | 9.28 | 9.12 | 9.01 | 8.94 | 8.89 | 8.85 | 8.81 | 8.79 | 8.76 | 8.74 | 8.73 | 8.71 | 8.70 |
| 4 | 7.71 | 6.94 | 6.59 | 6.39 | 6.26 | 6.16 | 6.09 | 6.04 | 6.00 | 5.96 | 5.94 | 5.91 | 5.89 | 5.87 | 5.86 |
| 5 | 6.61 | 5.79 | 5.41 | 5.19 | 5.05 | 4.95 | 4.88 | 4.82 | 4.77 | 4.74 | 4.70 | 4.68 | 4.66 | 4.64 | 4.62 |
| 6 | 5.99 | 5.14 | 4.76 | 4.53 | 4.39 | 4.28 | 4.21 | 4.15 | 4.10 | 4.06 | 4.03 | 4.00 | 3.98 | 3.96 | 3.94 |
| 7 | 5.59 | 4.74 | 4.35 | 4.12 | 3.97 | 3.87 | 3.79 | 3.73 | 3.68 | 3.64 | 3.60 | 3.57 | 3.55 | 3.53 | 3.51 |
| 8 | 5.32 | 4.46 | 4.07 | 3.84 | 3.69 | 3.58 | 3.50 | 3.44 | 3.39 | 3.35 | 3.31 | 3.28 | 3.26 | 3.24 | 3.22 |
| 9 | 5.12 | 4.26 | 3.86 | 3.63 | 3.48 | 3.37 | 3.29 | 3.23 | 3.18 | 3.14 | 3.10 | 3.07 | 3.05 | 3.03 | 3.01 |
| 10 | 4.96 | 4.10 | 3.71 | 3.48 | 3.33 | 3.22 | 3.14 | 3.07 | 3.02 | 2.98 | 2.94 | 2.91 | 2.89 | 2.86 | 2.85 |
| 11 | 4.84 | 3.98 | 3.59 | 3.36 | 3.20 | 3.09 | 3.01 | 2.95 | 2.90 | 2.85 | 2.82 | 2.79 | 2.76 | 2.74 | 2.72 |
| 12 | 4.75 | 3.89 | 3.49 | 3.26 | 3.11 | 3.00 | 2.91 | 2.85 | 2.80 | 2.75 | 2.72 | 2.69 | 2.66 | 2.64 | 2.62 |
| 13 | 4.67 | 3.81 | 3.41 | 3.18 | 3.03 | 2.92 | 2.83 | 2.77 | 2.71 | 2.67 | 2.63 | 2.60 | 2.58 | 2.55 | 2.53 |
| 14 | 4.60 | 3.74 | 3.34 | 3.11 | 2.96 | 2.85 | 2.76 | 2.70 | 2.65 | 2.60 | 2.57 | 2.53 | 2.51 | 2.48 | 2.46 |
| 15 | 4.54 | 3.68 | 3.29 | 3.06 | 2.90 | 2.79 | 2.71 | 2.64 | 2.59 | 2.54 | 2.51 | 2.48 | 2.45 | 2.42 | 2.40 |
| 16 | 4.49 | 3.63 | 3.24 | 3.01 | 2.85 | 2.74 | 2.66 | 2.59 | 2.54 | 2.49 | 2.46 | 2.42 | 2.40 | 2.37 | 2.35 |
| 17 | 4.45 | 3.59 | 3.20 | 2.96 | 2.81 | 2.70 | 2.61 | 2.55 | 2.49 | 2.45 | 2.41 | 2.38 | 2.35 | 2.33 | 2.31 |
| 18 | 4.41 | 3.55 | 3.16 | 2.93 | 2.77 | 2.66 | 2.58 | 2.51 | 2.46 | 2.41 | 2.37 | 2.34 | 2.31 | 2.29 | 2.27 |
| 19 | 4.38 | 3.52 | 3.13 | 2.90 | 2.74 | 2.63 | 2.54 | 2.48 | 2.42 | 2.38 | 2.34 | 2.31 | 2.28 | 2.26 | 2.23 |
| 20 | 4.35 | 3.49 | 3.10 | 2.87 | 2.71 | 2.60 | 2.51 | 2.45 | 2.39 | 2.35 | 2.31 | 2.28 | 2.25 | 2.22 | 2.20 |
| 21 | 4.32 | 3.47 | 3.07 | 2.84 | 2.68 | 2.57 | 2.49 | 2.42 | 2.37 | 2.32 | 2.28 | 2.25 | 2.22 | 2.20 | 2.18 |
| 22 | 4.30 | 3.44 | 3.05 | 2.82 | 2.66 | 2.55 | 2.46 | 2.40 | 2.34 | 2.30 | 2.26 | 2.23 | 2.20 | 2.17 | 2.15 |
| 23 | 4.28 | 3.42 | 3.03 | 2.80 | 2.64 | 2.53 | 2.44 | 2.37 | 2.32 | 2.27 | 2.24 | 2.20 | 2.18 | 2.15 | 2.13 |
| 24 | 4.26 | 3.40 | 3.01 | 2.78 | 2.62 | 2.51 | 2.42 | 2.36 | 2.30 | 2.25 | 2.22 | 2.18 | 2.15 | 2.13 | 2.11 |
| 25 | 4.24 | 3.39 | 2.99 | 2.76 | 2.60 | 2.49 | 2.40 | 2.34 | 2.28 | 2.24 | 2.20 | 2.16 | 2.14 | 2.11 | 2.09 |
| 26 | 4.23 | 3.37 | 2.98 | 2.74 | 2.59 | 2.47 | 2.39 | 2.32 | 2.27 | 2.22 | 2.18 | 2.15 | 2.12 | 2.09 | 2.07 |
| 27 | 4.21 | 3.35 | 2.96 | 2.73 | 2.57 | 2.46 | 2.37 | 2.31 | 2.25 | 2.20 | 2.17 | 2.13 | 2.10 | 2.08 | 2.06 |
| 28 | 4.20 | 3.34 | 2.95 | 2.71 | 2.56 | 2.45 | 2.36 | 2.29 | 2.24 | 2.19 | 2.15 | 2.12 | 2.09 | 2.06 | 2.04 |
| 29 | 4.18 | 3.33 | 2.93 | 2.70 | 2.55 | 2.43 | 2.35 | 2.28 | 2.22 | 2.18 | 2.14 | 2.10 | 2.08 | 2.05 | 2.03 |
| 30 | 4.17 | 3.32 | 2.92 | 2.69 | 2.53 | 2.42 | 2.33 | 2.27 | 2.21 | 2.16 | 2.13 | 2.09 | 2.06 | 2.04 | 2.01 |
| 31 | 4.16 | 3.30 | 2.91 | 2.68 | 2.52 | 2.41 | 2.32 | 2.25 | 2.20 | 2.15 | 2.11 | 2.08 | 2.05 | 2.03 | 2.00 |
| 32 | 4.15 | 3.29 | 2.90 | 2.67 | 2.51 | 2.40 | 2.31 | 2.24 | 2.19 | 2.14 | 2.10 | 2.07 | 2.04 | 2.01 | 1.99 |
| 33 | 4.14 | 3.28 | 2.89 | 2.66 | 2.50 | 2.39 | 2.30 | 2.23 | 2.18 | 2.13 | 2.09 | 2.06 | 2.03 | 2.00 | 1.98 |
| 34 | 4.13 | 3.28 | 2.88 | 2.65 | 2.49 | 2.38 | 2.29 | 2.23 | 2.17 | 2.12 | 2.08 | 2.05 | 2.02 | 1.99 | 1.97 |
| 35 | 4.12 | 3.27 | 2.87 | 2.64 | 2.49 | 2.37 | 2.29 | 2.22 | 2.16 | 2.11 | 2.07 | 2.04 | 2.01 | 1.99 | 1.96 |
| 36 | 4.11 | 3.26 | 2.87 | 2.63 | 2.48 | 2.36 | 2.28 | 2.21 | 2.15 | 2.11 | 2.07 | 2.03 | 2.00 | 1.98 | 1.95 |
| 37 | 4.11 | 3.25 | 2.86 | 2.63 | 2.47 | 2.36 | 2.27 | 2.20 | 2.14 | 2.10 | 2.06 | 2.02 | 2.00 | 1.97 | 1.95 |
| 38 | 4.10 | 3.24 | 2.85 | 2.62 | 2.46 | 2.35 | 2.26 | 2.19 | 2.14 | 2.09 | 2.05 | 2.02 | 1.99 | 1.96 | 1.94 |
| 39 | 4.09 | 3.24 | 2.85 | 2.61 | 2.46 | 2.34 | 2.26 | 2.19 | 2.13 | 2.08 | 2.04 | 2.01 | 1.98 | 1.95 | 1.93 |
| 40 | 4.08 | 3.23 | 2.84 | 2.61 | 2.45 | 2.34 | 2.25 | 2.18 | 2.12 | 2.08 | 2.04 | 2.00 | 1.97 | 1.95 | 1.92 |
| 41 | 4.08 | 3.23 | 2.83 | 2.60 | 2.44 | 2.33 | 2.24 | 2.17 | 2.12 | 2.07 | 2.03 | 2.00 | 1.97 | 1.94 | 1.92 |
| 42 | 4.07 | 3.22 | 2.83 | 2.59 | 2.44 | 2.32 | 2.24 | 2.17 | 2.11 | 2.06 | 2.03 | 1.99 | 1.96 | 1.94 | 1.91 |
| 43 | 4.07 | 3.21 | 2.82 | 2.59 | 2.43 | 2.32 | 2.23 | 2.16 | 2.11 | 2.06 | 2.02 | 1.99 | 1.96 | 1.93 | 1.91 |
| 44 | 4.06 | 3.21 | 2.82 | 2.58 | 2.43 | 2.31 | 2.23 | 2.16 | 2.10 | 2.05 | 2.01 | 1.98 | 1.95 | 1.92 | 1.90 |
| 45 | 4.06 | 3.20 | 2.81 | 2.58 | 2.42 | 2.31 | 2.22 | 2.15 | 2.10 | 2.05 | 2.01 | 1.97 | 1.94 | 1.92 | 1.89 |

Titik Persentase Distribusi F untuk Probabilita = 0,05

| df untuk penyebut (N2) | df untuk pembilang (N1) | | | | | | | | | | | | | | |
|------------------------|-------------------------|------|------|------|------|------|------|------|------|------|------|------|------|------|------|
| | 1 | 2 | 3 | 4 | 5 | 6 | 7 | 8 | 9 | 10 | 11 | 12 | 13 | 14 | 15 |
| 46 | 4.05 | 3.20 | 2.81 | 2.57 | 2.42 | 2.30 | 2.22 | 2.15 | 2.09 | 2.04 | 2.00 | 1.97 | 1.94 | 1.91 | 1.89 |
| 47 | 4.05 | 3.20 | 2.80 | 2.57 | 2.41 | 2.30 | 2.21 | 2.14 | 2.09 | 2.04 | 2.00 | 1.96 | 1.93 | 1.91 | 1.88 |
| 48 | 4.04 | 3.19 | 2.80 | 2.57 | 2.41 | 2.29 | 2.21 | 2.14 | 2.08 | 2.03 | 1.99 | 1.96 | 1.93 | 1.90 | 1.88 |
| 49 | 4.04 | 3.19 | 2.79 | 2.56 | 2.40 | 2.29 | 2.20 | 2.13 | 2.08 | 2.03 | 1.99 | 1.96 | 1.93 | 1.90 | 1.88 |
| 50 | 4.03 | 3.18 | 2.79 | 2.56 | 2.40 | 2.29 | 2.20 | 2.13 | 2.07 | 2.03 | 1.99 | 1.95 | 1.92 | 1.89 | 1.87 |
| 51 | 4.03 | 3.18 | 2.79 | 2.55 | 2.40 | 2.28 | 2.20 | 2.13 | 2.07 | 2.02 | 1.98 | 1.95 | 1.92 | 1.89 | 1.87 |
| 52 | 4.03 | 3.18 | 2.78 | 2.55 | 2.39 | 2.28 | 2.19 | 2.12 | 2.07 | 2.02 | 1.98 | 1.94 | 1.91 | 1.89 | 1.86 |
| 53 | 4.02 | 3.17 | 2.78 | 2.55 | 2.39 | 2.28 | 2.19 | 2.12 | 2.06 | 2.01 | 1.97 | 1.94 | 1.91 | 1.88 | 1.86 |
| 54 | 4.02 | 3.17 | 2.78 | 2.54 | 2.39 | 2.27 | 2.18 | 2.12 | 2.06 | 2.01 | 1.97 | 1.94 | 1.91 | 1.88 | 1.86 |
| 55 | 4.02 | 3.16 | 2.77 | 2.54 | 2.38 | 2.27 | 2.18 | 2.11 | 2.06 | 2.01 | 1.97 | 1.93 | 1.90 | 1.88 | 1.85 |
| 56 | 4.01 | 3.16 | 2.77 | 2.54 | 2.38 | 2.27 | 2.18 | 2.11 | 2.05 | 2.00 | 1.96 | 1.93 | 1.90 | 1.87 | 1.85 |
| 57 | 4.01 | 3.16 | 2.77 | 2.53 | 2.38 | 2.26 | 2.18 | 2.11 | 2.05 | 2.00 | 1.96 | 1.93 | 1.90 | 1.87 | 1.85 |
| 58 | 4.01 | 3.16 | 2.76 | 2.53 | 2.37 | 2.26 | 2.17 | 2.10 | 2.05 | 2.00 | 1.96 | 1.92 | 1.89 | 1.87 | 1.84 |
| 59 | 4.00 | 3.15 | 2.76 | 2.53 | 2.37 | 2.26 | 2.17 | 2.10 | 2.04 | 2.00 | 1.96 | 1.92 | 1.89 | 1.86 | 1.84 |
| 60 | 4.00 | 3.15 | 2.76 | 2.53 | 2.37 | 2.25 | 2.17 | 2.10 | 2.04 | 1.99 | 1.95 | 1.92 | 1.89 | 1.86 | 1.84 |
| 61 | 4.00 | 3.15 | 2.76 | 2.52 | 2.37 | 2.25 | 2.16 | 2.09 | 2.04 | 1.99 | 1.95 | 1.91 | 1.88 | 1.86 | 1.83 |
| 62 | 4.00 | 3.15 | 2.75 | 2.52 | 2.36 | 2.25 | 2.16 | 2.09 | 2.03 | 1.99 | 1.95 | 1.91 | 1.88 | 1.85 | 1.83 |
| 63 | 3.99 | 3.14 | 2.75 | 2.52 | 2.36 | 2.25 | 2.16 | 2.09 | 2.03 | 1.98 | 1.94 | 1.91 | 1.88 | 1.85 | 1.83 |
| 64 | 3.99 | 3.14 | 2.75 | 2.52 | 2.36 | 2.24 | 2.16 | 2.09 | 2.03 | 1.98 | 1.94 | 1.91 | 1.88 | 1.85 | 1.83 |
| 65 | 3.99 | 3.14 | 2.75 | 2.51 | 2.36 | 2.24 | 2.15 | 2.08 | 2.03 | 1.98 | 1.94 | 1.90 | 1.87 | 1.85 | 1.82 |
| 66 | 3.99 | 3.14 | 2.74 | 2.51 | 2.35 | 2.24 | 2.15 | 2.08 | 2.03 | 1.98 | 1.94 | 1.90 | 1.87 | 1.84 | 1.82 |
| 67 | 3.98 | 3.13 | 2.74 | 2.51 | 2.35 | 2.24 | 2.15 | 2.08 | 2.02 | 1.98 | 1.93 | 1.90 | 1.87 | 1.84 | 1.82 |
| 68 | 3.98 | 3.13 | 2.74 | 2.51 | 2.35 | 2.24 | 2.15 | 2.08 | 2.02 | 1.97 | 1.93 | 1.90 | 1.87 | 1.84 | 1.82 |
| 69 | 3.98 | 3.13 | 2.74 | 2.50 | 2.35 | 2.23 | 2.15 | 2.08 | 2.02 | 1.97 | 1.93 | 1.90 | 1.86 | 1.84 | 1.81 |
| 70 | 3.98 | 3.13 | 2.74 | 2.50 | 2.35 | 2.23 | 2.14 | 2.07 | 2.02 | 1.97 | 1.93 | 1.89 | 1.86 | 1.84 | 1.81 |
| 71 | 3.98 | 3.13 | 2.73 | 2.50 | 2.34 | 2.23 | 2.14 | 2.07 | 2.01 | 1.97 | 1.93 | 1.89 | 1.86 | 1.83 | 1.81 |
| 72 | 3.97 | 3.12 | 2.73 | 2.50 | 2.34 | 2.23 | 2.14 | 2.07 | 2.01 | 1.96 | 1.92 | 1.89 | 1.86 | 1.83 | 1.81 |
| 73 | 3.97 | 3.12 | 2.73 | 2.50 | 2.34 | 2.23 | 2.14 | 2.07 | 2.01 | 1.96 | 1.92 | 1.89 | 1.86 | 1.83 | 1.81 |
| 74 | 3.97 | 3.12 | 2.73 | 2.50 | 2.34 | 2.22 | 2.14 | 2.07 | 2.01 | 1.96 | 1.92 | 1.89 | 1.85 | 1.83 | 1.80 |
| 75 | 3.97 | 3.12 | 2.73 | 2.49 | 2.34 | 2.22 | 2.13 | 2.06 | 2.01 | 1.96 | 1.92 | 1.88 | 1.85 | 1.83 | 1.80 |
| 76 | 3.97 | 3.12 | 2.72 | 2.49 | 2.33 | 2.22 | 2.13 | 2.06 | 2.01 | 1.96 | 1.92 | 1.88 | 1.85 | 1.82 | 1.80 |
| 77 | 3.97 | 3.12 | 2.72 | 2.49 | 2.33 | 2.22 | 2.13 | 2.06 | 2.00 | 1.96 | 1.92 | 1.88 | 1.85 | 1.82 | 1.80 |
| 78 | 3.96 | 3.11 | 2.72 | 2.49 | 2.33 | 2.22 | 2.13 | 2.06 | 2.00 | 1.95 | 1.91 | 1.88 | 1.85 | 1.82 | 1.80 |
| 79 | 3.96 | 3.11 | 2.72 | 2.49 | 2.33 | 2.22 | 2.13 | 2.06 | 2.00 | 1.95 | 1.91 | 1.88 | 1.85 | 1.82 | 1.79 |
| 80 | 3.96 | 3.11 | 2.72 | 2.49 | 2.33 | 2.21 | 2.13 | 2.06 | 2.00 | 1.95 | 1.91 | 1.88 | 1.84 | 1.82 | 1.79 |
| 81 | 3.96 | 3.11 | 2.72 | 2.48 | 2.33 | 2.21 | 2.12 | 2.05 | 2.00 | 1.95 | 1.91 | 1.87 | 1.84 | 1.82 | 1.79 |
| 82 | 3.96 | 3.11 | 2.72 | 2.48 | 2.33 | 2.21 | 2.12 | 2.05 | 2.00 | 1.95 | 1.91 | 1.87 | 1.84 | 1.81 | 1.79 |
| 83 | 3.96 | 3.11 | 2.71 | 2.48 | 2.32 | 2.21 | 2.12 | 2.05 | 1.99 | 1.95 | 1.91 | 1.87 | 1.84 | 1.81 | 1.79 |
| 84 | 3.95 | 3.11 | 2.71 | 2.48 | 2.32 | 2.21 | 2.12 | 2.05 | 1.99 | 1.95 | 1.90 | 1.87 | 1.84 | 1.81 | 1.79 |
| 85 | 3.95 | 3.10 | 2.71 | 2.48 | 2.32 | 2.21 | 2.12 | 2.05 | 1.99 | 1.94 | 1.90 | 1.87 | 1.84 | 1.81 | 1.79 |
| 86 | 3.95 | 3.10 | 2.71 | 2.48 | 2.32 | 2.21 | 2.12 | 2.05 | 1.99 | 1.94 | 1.90 | 1.87 | 1.84 | 1.81 | 1.78 |
| 87 | 3.95 | 3.10 | 2.71 | 2.48 | 2.32 | 2.20 | 2.12 | 2.05 | 1.99 | 1.94 | 1.90 | 1.87 | 1.83 | 1.81 | 1.78 |
| 88 | 3.95 | 3.10 | 2.71 | 2.48 | 2.32 | 2.20 | 2.12 | 2.05 | 1.99 | 1.94 | 1.90 | 1.86 | 1.83 | 1.81 | 1.78 |
| 89 | 3.95 | 3.10 | 2.71 | 2.47 | 2.32 | 2.20 | 2.11 | 2.04 | 1.99 | 1.94 | 1.90 | 1.86 | 1.83 | 1.80 | 1.78 |
| 90 | 3.95 | 3.10 | 2.71 | 2.47 | 2.32 | 2.20 | 2.11 | 2.04 | 1.99 | 1.94 | 1.90 | 1.86 | 1.83 | 1.80 | 1.78 |

Titik Persentase Distribusi F untuk Probabilita = 0,05

| df untuk penyebut (N2) | df untuk pembilang (N1) | | | | | | | | | | | | | | |
|------------------------|-------------------------|------|------|------|------|------|------|------|------|------|------|------|------|------|------|
| | 1 | 2 | 3 | 4 | 5 | 6 | 7 | 8 | 9 | 10 | 11 | 12 | 13 | 14 | 15 |
| 91 | 3.95 | 3.10 | 2.70 | 2.47 | 2.31 | 2.20 | 2.11 | 2.04 | 1.98 | 1.94 | 1.90 | 1.86 | 1.83 | 1.80 | 1.78 |
| 92 | 3.94 | 3.10 | 2.70 | 2.47 | 2.31 | 2.20 | 2.11 | 2.04 | 1.98 | 1.94 | 1.89 | 1.86 | 1.83 | 1.80 | 1.78 |
| 93 | 3.94 | 3.09 | 2.70 | 2.47 | 2.31 | 2.20 | 2.11 | 2.04 | 1.98 | 1.93 | 1.89 | 1.86 | 1.83 | 1.80 | 1.78 |
| 94 | 3.94 | 3.09 | 2.70 | 2.47 | 2.31 | 2.20 | 2.11 | 2.04 | 1.98 | 1.93 | 1.89 | 1.86 | 1.83 | 1.80 | 1.77 |
| 95 | 3.94 | 3.09 | 2.70 | 2.47 | 2.31 | 2.20 | 2.11 | 2.04 | 1.98 | 1.93 | 1.89 | 1.86 | 1.82 | 1.80 | 1.77 |
| 96 | 3.94 | 3.09 | 2.70 | 2.47 | 2.31 | 2.19 | 2.11 | 2.04 | 1.98 | 1.93 | 1.89 | 1.85 | 1.82 | 1.80 | 1.77 |
| 97 | 3.94 | 3.09 | 2.70 | 2.47 | 2.31 | 2.19 | 2.11 | 2.04 | 1.98 | 1.93 | 1.89 | 1.85 | 1.82 | 1.80 | 1.77 |
| 98 | 3.94 | 3.09 | 2.70 | 2.46 | 2.31 | 2.19 | 2.10 | 2.03 | 1.98 | 1.93 | 1.89 | 1.85 | 1.82 | 1.79 | 1.77 |
| 99 | 3.94 | 3.09 | 2.70 | 2.46 | 2.31 | 2.19 | 2.10 | 2.03 | 1.98 | 1.93 | 1.89 | 1.85 | 1.82 | 1.79 | 1.77 |
| 100 | 3.94 | 3.09 | 2.70 | 2.46 | 2.31 | 2.19 | 2.10 | 2.03 | 1.97 | 1.93 | 1.89 | 1.85 | 1.82 | 1.79 | 1.77 |
| 101 | 3.94 | 3.09 | 2.69 | 2.46 | 2.30 | 2.19 | 2.10 | 2.03 | 1.97 | 1.93 | 1.88 | 1.85 | 1.82 | 1.79 | 1.77 |
| 102 | 3.93 | 3.09 | 2.69 | 2.46 | 2.30 | 2.19 | 2.10 | 2.03 | 1.97 | 1.92 | 1.88 | 1.85 | 1.82 | 1.79 | 1.77 |
| 103 | 3.93 | 3.08 | 2.69 | 2.46 | 2.30 | 2.19 | 2.10 | 2.03 | 1.97 | 1.92 | 1.88 | 1.85 | 1.82 | 1.79 | 1.76 |
| 104 | 3.93 | 3.08 | 2.69 | 2.46 | 2.30 | 2.19 | 2.10 | 2.03 | 1.97 | 1.92 | 1.88 | 1.85 | 1.82 | 1.79 | 1.76 |
| 105 | 3.93 | 3.08 | 2.69 | 2.46 | 2.30 | 2.19 | 2.10 | 2.03 | 1.97 | 1.92 | 1.88 | 1.85 | 1.81 | 1.79 | 1.76 |
| 106 | 3.93 | 3.08 | 2.69 | 2.46 | 2.30 | 2.19 | 2.10 | 2.03 | 1.97 | 1.92 | 1.88 | 1.84 | 1.81 | 1.79 | 1.76 |
| 107 | 3.93 | 3.08 | 2.69 | 2.46 | 2.30 | 2.18 | 2.10 | 2.03 | 1.97 | 1.92 | 1.88 | 1.84 | 1.81 | 1.79 | 1.76 |
| 108 | 3.93 | 3.08 | 2.69 | 2.46 | 2.30 | 2.18 | 2.10 | 2.03 | 1.97 | 1.92 | 1.88 | 1.84 | 1.81 | 1.78 | 1.76 |
| 109 | 3.93 | 3.08 | 2.69 | 2.45 | 2.30 | 2.18 | 2.09 | 2.02 | 1.97 | 1.92 | 1.88 | 1.84 | 1.81 | 1.78 | 1.76 |
| 110 | 3.93 | 3.08 | 2.69 | 2.45 | 2.30 | 2.18 | 2.09 | 2.02 | 1.97 | 1.92 | 1.88 | 1.84 | 1.81 | 1.78 | 1.76 |
| 111 | 3.93 | 3.08 | 2.69 | 2.45 | 2.30 | 2.18 | 2.09 | 2.02 | 1.97 | 1.92 | 1.88 | 1.84 | 1.81 | 1.78 | 1.76 |
| 112 | 3.93 | 3.08 | 2.69 | 2.45 | 2.30 | 2.18 | 2.09 | 2.02 | 1.96 | 1.92 | 1.88 | 1.84 | 1.81 | 1.78 | 1.76 |
| 113 | 3.93 | 3.08 | 2.68 | 2.45 | 2.29 | 2.18 | 2.09 | 2.02 | 1.96 | 1.92 | 1.87 | 1.84 | 1.81 | 1.78 | 1.76 |
| 114 | 3.92 | 3.08 | 2.68 | 2.45 | 2.29 | 2.18 | 2.09 | 2.02 | 1.96 | 1.91 | 1.87 | 1.84 | 1.81 | 1.78 | 1.75 |
| 115 | 3.92 | 3.08 | 2.68 | 2.45 | 2.29 | 2.18 | 2.09 | 2.02 | 1.96 | 1.91 | 1.87 | 1.84 | 1.81 | 1.78 | 1.75 |
| 116 | 3.92 | 3.07 | 2.68 | 2.45 | 2.29 | 2.18 | 2.09 | 2.02 | 1.96 | 1.91 | 1.87 | 1.84 | 1.81 | 1.78 | 1.75 |
| 117 | 3.92 | 3.07 | 2.68 | 2.45 | 2.29 | 2.18 | 2.09 | 2.02 | 1.96 | 1.91 | 1.87 | 1.84 | 1.80 | 1.78 | 1.75 |
| 118 | 3.92 | 3.07 | 2.68 | 2.45 | 2.29 | 2.18 | 2.09 | 2.02 | 1.96 | 1.91 | 1.87 | 1.84 | 1.80 | 1.78 | 1.75 |
| 119 | 3.92 | 3.07 | 2.68 | 2.45 | 2.29 | 2.18 | 2.09 | 2.02 | 1.96 | 1.91 | 1.87 | 1.83 | 1.80 | 1.78 | 1.75 |
| 120 | 3.92 | 3.07 | 2.68 | 2.45 | 2.29 | 2.18 | 2.09 | 2.02 | 1.96 | 1.91 | 1.87 | 1.83 | 1.80 | 1.78 | 1.75 |
| 121 | 3.92 | 3.07 | 2.68 | 2.45 | 2.29 | 2.17 | 2.09 | 2.02 | 1.96 | 1.91 | 1.87 | 1.83 | 1.80 | 1.77 | 1.75 |
| 122 | 3.92 | 3.07 | 2.68 | 2.45 | 2.29 | 2.17 | 2.09 | 2.02 | 1.96 | 1.91 | 1.87 | 1.83 | 1.80 | 1.77 | 1.75 |
| 123 | 3.92 | 3.07 | 2.68 | 2.45 | 2.29 | 2.17 | 2.08 | 2.01 | 1.96 | 1.91 | 1.87 | 1.83 | 1.80 | 1.77 | 1.75 |
| 124 | 3.92 | 3.07 | 2.68 | 2.44 | 2.29 | 2.17 | 2.08 | 2.01 | 1.96 | 1.91 | 1.87 | 1.83 | 1.80 | 1.77 | 1.75 |
| 125 | 3.92 | 3.07 | 2.68 | 2.44 | 2.29 | 2.17 | 2.08 | 2.01 | 1.96 | 1.91 | 1.87 | 1.83 | 1.80 | 1.77 | 1.75 |
| 126 | 3.92 | 3.07 | 2.68 | 2.44 | 2.29 | 2.17 | 2.08 | 2.01 | 1.95 | 1.91 | 1.87 | 1.83 | 1.80 | 1.77 | 1.75 |
| 127 | 3.92 | 3.07 | 2.68 | 2.44 | 2.29 | 2.17 | 2.08 | 2.01 | 1.95 | 1.91 | 1.86 | 1.83 | 1.80 | 1.77 | 1.75 |
| 128 | 3.92 | 3.07 | 2.68 | 2.44 | 2.29 | 2.17 | 2.08 | 2.01 | 1.95 | 1.91 | 1.86 | 1.83 | 1.80 | 1.77 | 1.75 |
| 129 | 3.91 | 3.07 | 2.67 | 2.44 | 2.28 | 2.17 | 2.08 | 2.01 | 1.95 | 1.90 | 1.86 | 1.83 | 1.80 | 1.77 | 1.74 |
| 130 | 3.91 | 3.07 | 2.67 | 2.44 | 2.28 | 2.17 | 2.08 | 2.01 | 1.95 | 1.90 | 1.86 | 1.83 | 1.80 | 1.77 | 1.74 |
| 131 | 3.91 | 3.07 | 2.67 | 2.44 | 2.28 | 2.17 | 2.08 | 2.01 | 1.95 | 1.90 | 1.86 | 1.83 | 1.80 | 1.77 | 1.74 |
| 132 | 3.91 | 3.06 | 2.67 | 2.44 | 2.28 | 2.17 | 2.08 | 2.01 | 1.95 | 1.90 | 1.86 | 1.83 | 1.79 | 1.77 | 1.74 |
| 133 | 3.91 | 3.06 | 2.67 | 2.44 | 2.28 | 2.17 | 2.08 | 2.01 | 1.95 | 1.90 | 1.86 | 1.83 | 1.79 | 1.77 | 1.74 |
| 134 | 3.91 | 3.06 | 2.67 | 2.44 | 2.28 | 2.17 | 2.08 | 2.01 | 1.95 | 1.90 | 1.86 | 1.83 | 1.79 | 1.77 | 1.74 |
| 135 | 3.91 | 3.06 | 2.67 | 2.44 | 2.28 | 2.17 | 2.08 | 2.01 | 1.95 | 1.90 | 1.86 | 1.82 | 1.79 | 1.77 | 1.74 |

Titik Persentase Distribusi F untuk Probabilita = 0,05

| df untuk penyebut (N2) | df untuk pembilang (N1) | | | | | | | | | | | | | | |
|------------------------|-------------------------|------|------|------|------|------|------|------|------|------|------|------|------|------|------|
| | 1 | 2 | 3 | 4 | 5 | 6 | 7 | 8 | 9 | 10 | 11 | 12 | 13 | 14 | 15 |
| 136 | 3.91 | 3.06 | 2.67 | 2.44 | 2.28 | 2.17 | 2.08 | 2.01 | 1.95 | 1.90 | 1.86 | 1.82 | 1.79 | 1.77 | 1.74 |
| 137 | 3.91 | 3.06 | 2.67 | 2.44 | 2.28 | 2.17 | 2.08 | 2.01 | 1.95 | 1.90 | 1.86 | 1.82 | 1.79 | 1.76 | 1.74 |
| 138 | 3.91 | 3.06 | 2.67 | 2.44 | 2.28 | 2.16 | 2.08 | 2.01 | 1.95 | 1.90 | 1.86 | 1.82 | 1.79 | 1.76 | 1.74 |
| 139 | 3.91 | 3.06 | 2.67 | 2.44 | 2.28 | 2.16 | 2.08 | 2.01 | 1.95 | 1.90 | 1.86 | 1.82 | 1.79 | 1.76 | 1.74 |
| 140 | 3.91 | 3.06 | 2.67 | 2.44 | 2.28 | 2.16 | 2.08 | 2.01 | 1.95 | 1.90 | 1.86 | 1.82 | 1.79 | 1.76 | 1.74 |
| 141 | 3.91 | 3.06 | 2.67 | 2.44 | 2.28 | 2.16 | 2.08 | 2.00 | 1.95 | 1.90 | 1.86 | 1.82 | 1.79 | 1.76 | 1.74 |
| 142 | 3.91 | 3.06 | 2.67 | 2.44 | 2.28 | 2.16 | 2.07 | 2.00 | 1.95 | 1.90 | 1.86 | 1.82 | 1.79 | 1.76 | 1.74 |
| 143 | 3.91 | 3.06 | 2.67 | 2.43 | 2.28 | 2.16 | 2.07 | 2.00 | 1.95 | 1.90 | 1.86 | 1.82 | 1.79 | 1.76 | 1.74 |
| 144 | 3.91 | 3.06 | 2.67 | 2.43 | 2.28 | 2.16 | 2.07 | 2.00 | 1.95 | 1.90 | 1.86 | 1.82 | 1.79 | 1.76 | 1.74 |
| 145 | 3.91 | 3.06 | 2.67 | 2.43 | 2.28 | 2.16 | 2.07 | 2.00 | 1.94 | 1.90 | 1.86 | 1.82 | 1.79 | 1.76 | 1.74 |
| 146 | 3.91 | 3.06 | 2.67 | 2.43 | 2.28 | 2.16 | 2.07 | 2.00 | 1.94 | 1.90 | 1.85 | 1.82 | 1.79 | 1.76 | 1.74 |
| 147 | 3.91 | 3.06 | 2.67 | 2.43 | 2.28 | 2.16 | 2.07 | 2.00 | 1.94 | 1.90 | 1.85 | 1.82 | 1.79 | 1.76 | 1.73 |
| 148 | 3.91 | 3.06 | 2.67 | 2.43 | 2.28 | 2.16 | 2.07 | 2.00 | 1.94 | 1.90 | 1.85 | 1.82 | 1.79 | 1.76 | 1.73 |
| 149 | 3.90 | 3.06 | 2.67 | 2.43 | 2.27 | 2.16 | 2.07 | 2.00 | 1.94 | 1.89 | 1.85 | 1.82 | 1.79 | 1.76 | 1.73 |
| 150 | 3.90 | 3.06 | 2.66 | 2.43 | 2.27 | 2.16 | 2.07 | 2.00 | 1.94 | 1.89 | 1.85 | 1.82 | 1.79 | 1.76 | 1.73 |
| 151 | 3.90 | 3.06 | 2.66 | 2.43 | 2.27 | 2.16 | 2.07 | 2.00 | 1.94 | 1.89 | 1.85 | 1.82 | 1.79 | 1.76 | 1.73 |
| 152 | 3.90 | 3.06 | 2.66 | 2.43 | 2.27 | 2.16 | 2.07 | 2.00 | 1.94 | 1.89 | 1.85 | 1.82 | 1.79 | 1.76 | 1.73 |
| 153 | 3.90 | 3.06 | 2.66 | 2.43 | 2.27 | 2.16 | 2.07 | 2.00 | 1.94 | 1.89 | 1.85 | 1.82 | 1.78 | 1.76 | 1.73 |
| 154 | 3.90 | 3.05 | 2.66 | 2.43 | 2.27 | 2.16 | 2.07 | 2.00 | 1.94 | 1.89 | 1.85 | 1.82 | 1.78 | 1.76 | 1.73 |
| 155 | 3.90 | 3.05 | 2.66 | 2.43 | 2.27 | 2.16 | 2.07 | 2.00 | 1.94 | 1.89 | 1.85 | 1.82 | 1.78 | 1.76 | 1.73 |
| 156 | 3.90 | 3.05 | 2.66 | 2.43 | 2.27 | 2.16 | 2.07 | 2.00 | 1.94 | 1.89 | 1.85 | 1.81 | 1.78 | 1.76 | 1.73 |
| 157 | 3.90 | 3.05 | 2.66 | 2.43 | 2.27 | 2.16 | 2.07 | 2.00 | 1.94 | 1.89 | 1.85 | 1.81 | 1.78 | 1.76 | 1.73 |
| 158 | 3.90 | 3.05 | 2.66 | 2.43 | 2.27 | 2.16 | 2.07 | 2.00 | 1.94 | 1.89 | 1.85 | 1.81 | 1.78 | 1.75 | 1.73 |
| 159 | 3.90 | 3.05 | 2.66 | 2.43 | 2.27 | 2.16 | 2.07 | 2.00 | 1.94 | 1.89 | 1.85 | 1.81 | 1.78 | 1.75 | 1.73 |
| 160 | 3.90 | 3.05 | 2.66 | 2.43 | 2.27 | 2.16 | 2.07 | 2.00 | 1.94 | 1.89 | 1.85 | 1.81 | 1.78 | 1.75 | 1.73 |
| 161 | 3.90 | 3.05 | 2.66 | 2.43 | 2.27 | 2.16 | 2.07 | 2.00 | 1.94 | 1.89 | 1.85 | 1.81 | 1.78 | 1.75 | 1.73 |
| 162 | 3.90 | 3.05 | 2.66 | 2.43 | 2.27 | 2.15 | 2.07 | 2.00 | 1.94 | 1.89 | 1.85 | 1.81 | 1.78 | 1.75 | 1.73 |
| 163 | 3.90 | 3.05 | 2.66 | 2.43 | 2.27 | 2.15 | 2.07 | 2.00 | 1.94 | 1.89 | 1.85 | 1.81 | 1.78 | 1.75 | 1.73 |
| 164 | 3.90 | 3.05 | 2.66 | 2.43 | 2.27 | 2.15 | 2.07 | 2.00 | 1.94 | 1.89 | 1.85 | 1.81 | 1.78 | 1.75 | 1.73 |
| 165 | 3.90 | 3.05 | 2.66 | 2.43 | 2.27 | 2.15 | 2.07 | 1.99 | 1.94 | 1.89 | 1.85 | 1.81 | 1.78 | 1.75 | 1.73 |
| 166 | 3.90 | 3.05 | 2.66 | 2.43 | 2.27 | 2.15 | 2.07 | 1.99 | 1.94 | 1.89 | 1.85 | 1.81 | 1.78 | 1.75 | 1.73 |
| 167 | 3.90 | 3.05 | 2.66 | 2.43 | 2.27 | 2.15 | 2.06 | 1.99 | 1.94 | 1.89 | 1.85 | 1.81 | 1.78 | 1.75 | 1.73 |
| 168 | 3.90 | 3.05 | 2.66 | 2.43 | 2.27 | 2.15 | 2.06 | 1.99 | 1.94 | 1.89 | 1.85 | 1.81 | 1.78 | 1.75 | 1.73 |
| 169 | 3.90 | 3.05 | 2.66 | 2.43 | 2.27 | 2.15 | 2.06 | 1.99 | 1.94 | 1.89 | 1.85 | 1.81 | 1.78 | 1.75 | 1.73 |
| 170 | 3.90 | 3.05 | 2.66 | 2.42 | 2.27 | 2.15 | 2.06 | 1.99 | 1.94 | 1.89 | 1.85 | 1.81 | 1.78 | 1.75 | 1.73 |
| 171 | 3.90 | 3.05 | 2.66 | 2.42 | 2.27 | 2.15 | 2.06 | 1.99 | 1.93 | 1.89 | 1.85 | 1.81 | 1.78 | 1.75 | 1.73 |
| 172 | 3.90 | 3.05 | 2.66 | 2.42 | 2.27 | 2.15 | 2.06 | 1.99 | 1.93 | 1.89 | 1.84 | 1.81 | 1.78 | 1.75 | 1.72 |
| 173 | 3.90 | 3.05 | 2.66 | 2.42 | 2.27 | 2.15 | 2.06 | 1.99 | 1.93 | 1.89 | 1.84 | 1.81 | 1.78 | 1.75 | 1.72 |
| 174 | 3.90 | 3.05 | 2.66 | 2.42 | 2.27 | 2.15 | 2.06 | 1.99 | 1.93 | 1.89 | 1.84 | 1.81 | 1.78 | 1.75 | 1.72 |
| 175 | 3.90 | 3.05 | 2.66 | 2.42 | 2.27 | 2.15 | 2.06 | 1.99 | 1.93 | 1.89 | 1.84 | 1.81 | 1.78 | 1.75 | 1.72 |
| 176 | 3.89 | 3.05 | 2.66 | 2.42 | 2.27 | 2.15 | 2.06 | 1.99 | 1.93 | 1.88 | 1.84 | 1.81 | 1.78 | 1.75 | 1.72 |
| 177 | 3.89 | 3.05 | 2.66 | 2.42 | 2.27 | 2.15 | 2.06 | 1.99 | 1.93 | 1.88 | 1.84 | 1.81 | 1.78 | 1.75 | 1.72 |
| 178 | 3.89 | 3.05 | 2.66 | 2.42 | 2.26 | 2.15 | 2.06 | 1.99 | 1.93 | 1.88 | 1.84 | 1.81 | 1.78 | 1.75 | 1.72 |
| 179 | 3.89 | 3.05 | 2.66 | 2.42 | 2.26 | 2.15 | 2.06 | 1.99 | 1.93 | 1.88 | 1.84 | 1.81 | 1.78 | 1.75 | 1.72 |
| 180 | 3.89 | 3.05 | 2.65 | 2.42 | 2.26 | 2.15 | 2.06 | 1.99 | 1.93 | 1.88 | 1.84 | 1.81 | 1.77 | 1.75 | 1.72 |

Titik Persentase Distribusi F untuk Probabilita = 0,05

| df untuk penyebut (N2) | df untuk pembilang (N1) | | | | | | | | | | | | | | |
|------------------------|-------------------------|------|------|------|------|------|------|------|------|------|------|------|------|------|------|
| | 1 | 2 | 3 | 4 | 5 | 6 | 7 | 8 | 9 | 10 | 11 | 12 | 13 | 14 | 15 |
| 181 | 3.89 | 3.05 | 2.65 | 2.42 | 2.26 | 2.15 | 2.06 | 1.99 | 1.93 | 1.88 | 1.84 | 1.81 | 1.77 | 1.75 | 1.72 |
| 182 | 3.89 | 3.05 | 2.65 | 2.42 | 2.26 | 2.15 | 2.06 | 1.99 | 1.93 | 1.88 | 1.84 | 1.81 | 1.77 | 1.75 | 1.72 |
| 183 | 3.89 | 3.05 | 2.65 | 2.42 | 2.26 | 2.15 | 2.06 | 1.99 | 1.93 | 1.88 | 1.84 | 1.81 | 1.77 | 1.75 | 1.72 |
| 184 | 3.89 | 3.05 | 2.65 | 2.42 | 2.26 | 2.15 | 2.06 | 1.99 | 1.93 | 1.88 | 1.84 | 1.81 | 1.77 | 1.75 | 1.72 |
| 185 | 3.89 | 3.04 | 2.65 | 2.42 | 2.26 | 2.15 | 2.06 | 1.99 | 1.93 | 1.88 | 1.84 | 1.80 | 1.77 | 1.75 | 1.72 |
| 186 | 3.89 | 3.04 | 2.65 | 2.42 | 2.26 | 2.15 | 2.06 | 1.99 | 1.93 | 1.88 | 1.84 | 1.80 | 1.77 | 1.75 | 1.72 |
| 187 | 3.89 | 3.04 | 2.65 | 2.42 | 2.26 | 2.15 | 2.06 | 1.99 | 1.93 | 1.88 | 1.84 | 1.80 | 1.77 | 1.74 | 1.72 |
| 188 | 3.89 | 3.04 | 2.65 | 2.42 | 2.26 | 2.15 | 2.06 | 1.99 | 1.93 | 1.88 | 1.84 | 1.80 | 1.77 | 1.74 | 1.72 |
| 189 | 3.89 | 3.04 | 2.65 | 2.42 | 2.26 | 2.15 | 2.06 | 1.99 | 1.93 | 1.88 | 1.84 | 1.80 | 1.77 | 1.74 | 1.72 |
| 190 | 3.89 | 3.04 | 2.65 | 2.42 | 2.26 | 2.15 | 2.06 | 1.99 | 1.93 | 1.88 | 1.84 | 1.80 | 1.77 | 1.74 | 1.72 |
| 191 | 3.89 | 3.04 | 2.65 | 2.42 | 2.26 | 2.15 | 2.06 | 1.99 | 1.93 | 1.88 | 1.84 | 1.80 | 1.77 | 1.74 | 1.72 |
| 192 | 3.89 | 3.04 | 2.65 | 2.42 | 2.26 | 2.15 | 2.06 | 1.99 | 1.93 | 1.88 | 1.84 | 1.80 | 1.77 | 1.74 | 1.72 |
| 193 | 3.89 | 3.04 | 2.65 | 2.42 | 2.26 | 2.15 | 2.06 | 1.99 | 1.93 | 1.88 | 1.84 | 1.80 | 1.77 | 1.74 | 1.72 |
| 194 | 3.89 | 3.04 | 2.65 | 2.42 | 2.26 | 2.15 | 2.06 | 1.99 | 1.93 | 1.88 | 1.84 | 1.80 | 1.77 | 1.74 | 1.72 |
| 195 | 3.89 | 3.04 | 2.65 | 2.42 | 2.26 | 2.15 | 2.06 | 1.99 | 1.93 | 1.88 | 1.84 | 1.80 | 1.77 | 1.74 | 1.72 |
| 196 | 3.89 | 3.04 | 2.65 | 2.42 | 2.26 | 2.15 | 2.06 | 1.99 | 1.93 | 1.88 | 1.84 | 1.80 | 1.77 | 1.74 | 1.72 |
| 197 | 3.89 | 3.04 | 2.65 | 2.42 | 2.26 | 2.14 | 2.06 | 1.99 | 1.93 | 1.88 | 1.84 | 1.80 | 1.77 | 1.74 | 1.72 |
| 198 | 3.89 | 3.04 | 2.65 | 2.42 | 2.26 | 2.14 | 2.06 | 1.99 | 1.93 | 1.88 | 1.84 | 1.80 | 1.77 | 1.74 | 1.72 |
| 199 | 3.89 | 3.04 | 2.65 | 2.42 | 2.26 | 2.14 | 2.06 | 1.99 | 1.93 | 1.88 | 1.84 | 1.80 | 1.77 | 1.74 | 1.72 |
| 200 | 3.89 | 3.04 | 2.65 | 2.42 | 2.26 | 2.14 | 2.06 | 1.98 | 1.93 | 1.88 | 1.84 | 1.80 | 1.77 | 1.74 | 1.72 |
| 201 | 3.89 | 3.04 | 2.65 | 2.42 | 2.26 | 2.14 | 2.06 | 1.98 | 1.93 | 1.88 | 1.84 | 1.80 | 1.77 | 1.74 | 1.72 |
| 202 | 3.89 | 3.04 | 2.65 | 2.42 | 2.26 | 2.14 | 2.06 | 1.98 | 1.93 | 1.88 | 1.84 | 1.80 | 1.77 | 1.74 | 1.72 |
| 203 | 3.89 | 3.04 | 2.65 | 2.42 | 2.26 | 2.14 | 2.05 | 1.98 | 1.93 | 1.88 | 1.84 | 1.80 | 1.77 | 1.74 | 1.72 |
| 204 | 3.89 | 3.04 | 2.65 | 2.42 | 2.26 | 2.14 | 2.05 | 1.98 | 1.93 | 1.88 | 1.84 | 1.80 | 1.77 | 1.74 | 1.72 |
| 205 | 3.89 | 3.04 | 2.65 | 2.42 | 2.26 | 2.14 | 2.05 | 1.98 | 1.93 | 1.88 | 1.84 | 1.80 | 1.77 | 1.74 | 1.72 |
| 206 | 3.89 | 3.04 | 2.65 | 2.42 | 2.26 | 2.14 | 2.05 | 1.98 | 1.93 | 1.88 | 1.84 | 1.80 | 1.77 | 1.74 | 1.72 |
| 207 | 3.89 | 3.04 | 2.65 | 2.42 | 2.26 | 2.14 | 2.05 | 1.98 | 1.93 | 1.88 | 1.84 | 1.80 | 1.77 | 1.74 | 1.71 |
| 208 | 3.89 | 3.04 | 2.65 | 2.42 | 2.26 | 2.14 | 2.05 | 1.98 | 1.93 | 1.88 | 1.83 | 1.80 | 1.77 | 1.74 | 1.71 |
| 209 | 3.89 | 3.04 | 2.65 | 2.41 | 2.26 | 2.14 | 2.05 | 1.98 | 1.92 | 1.88 | 1.83 | 1.80 | 1.77 | 1.74 | 1.71 |
| 210 | 3.89 | 3.04 | 2.65 | 2.41 | 2.26 | 2.14 | 2.05 | 1.98 | 1.92 | 1.88 | 1.83 | 1.80 | 1.77 | 1.74 | 1.71 |
| 211 | 3.89 | 3.04 | 2.65 | 2.41 | 2.26 | 2.14 | 2.05 | 1.98 | 1.92 | 1.88 | 1.83 | 1.80 | 1.77 | 1.74 | 1.71 |
| 212 | 3.89 | 3.04 | 2.65 | 2.41 | 2.26 | 2.14 | 2.05 | 1.98 | 1.92 | 1.88 | 1.83 | 1.80 | 1.77 | 1.74 | 1.71 |
| 213 | 3.89 | 3.04 | 2.65 | 2.41 | 2.26 | 2.14 | 2.05 | 1.98 | 1.92 | 1.88 | 1.83 | 1.80 | 1.77 | 1.74 | 1.71 |
| 214 | 3.89 | 3.04 | 2.65 | 2.41 | 2.26 | 2.14 | 2.05 | 1.98 | 1.92 | 1.88 | 1.83 | 1.80 | 1.77 | 1.74 | 1.71 |
| 215 | 3.89 | 3.04 | 2.65 | 2.41 | 2.26 | 2.14 | 2.05 | 1.98 | 1.92 | 1.87 | 1.83 | 1.80 | 1.77 | 1.74 | 1.71 |
| 216 | 3.88 | 3.04 | 2.65 | 2.41 | 2.26 | 2.14 | 2.05 | 1.98 | 1.92 | 1.87 | 1.83 | 1.80 | 1.77 | 1.74 | 1.71 |
| 217 | 3.88 | 3.04 | 2.65 | 2.41 | 2.26 | 2.14 | 2.05 | 1.98 | 1.92 | 1.87 | 1.83 | 1.80 | 1.77 | 1.74 | 1.71 |
| 218 | 3.88 | 3.04 | 2.65 | 2.41 | 2.26 | 2.14 | 2.05 | 1.98 | 1.92 | 1.87 | 1.83 | 1.80 | 1.77 | 1.74 | 1.71 |
| 219 | 3.88 | 3.04 | 2.65 | 2.41 | 2.26 | 2.14 | 2.05 | 1.98 | 1.92 | 1.87 | 1.83 | 1.80 | 1.77 | 1.74 | 1.71 |
| 220 | 3.88 | 3.04 | 2.65 | 2.41 | 2.26 | 2.14 | 2.05 | 1.98 | 1.92 | 1.87 | 1.83 | 1.80 | 1.76 | 1.74 | 1.71 |
| 221 | 3.88 | 3.04 | 2.65 | 2.41 | 2.25 | 2.14 | 2.05 | 1.98 | 1.92 | 1.87 | 1.83 | 1.80 | 1.76 | 1.74 | 1.71 |
| 222 | 3.88 | 3.04 | 2.65 | 2.41 | 2.25 | 2.14 | 2.05 | 1.98 | 1.92 | 1.87 | 1.83 | 1.80 | 1.76 | 1.74 | 1.71 |
| 223 | 3.88 | 3.04 | 2.65 | 2.41 | 2.25 | 2.14 | 2.05 | 1.98 | 1.92 | 1.87 | 1.83 | 1.80 | 1.76 | 1.74 | 1.71 |
| 224 | 3.88 | 3.04 | 2.64 | 2.41 | 2.25 | 2.14 | 2.05 | 1.98 | 1.92 | 1.87 | 1.83 | 1.80 | 1.76 | 1.74 | 1.71 |
| 225 | 3.88 | 3.04 | 2.64 | 2.41 | 2.25 | 2.14 | 2.05 | 1.98 | 1.92 | 1.87 | 1.83 | 1.80 | 1.76 | 1.74 | 1.71 |

Tabel r (Koefisien Korelasi Sederhana)

$df = 1 - 200$

Diproduksi oleh: Junaidi
<http://junaidichaniago.wordpress.com>

Tabel r untuk df = 1 - 50

| df = (N-2) | Tingkat signifikansi untuk uji satu arah | | | | |
|------------|--|--------|--------|--------|--------|
| | 0.05 | 0.025 | 0.01 | 0.005 | 0.0005 |
| | Tingkat signifikansi untuk uji dua arah | | | | |
| | 0.1 | 0.05 | 0.02 | 0.01 | 0.001 |
| 1 | 0.9877 | 0.9969 | 0.9995 | 0.9999 | 1.0000 |
| 2 | 0.9000 | 0.9500 | 0.9800 | 0.9900 | 0.9990 |
| 3 | 0.8054 | 0.8783 | 0.9343 | 0.9587 | 0.9911 |
| 4 | 0.7293 | 0.8114 | 0.8822 | 0.9172 | 0.9741 |
| 5 | 0.6694 | 0.7545 | 0.8329 | 0.8745 | 0.9509 |
| 6 | 0.6215 | 0.7067 | 0.7887 | 0.8343 | 0.9249 |
| 7 | 0.5822 | 0.6664 | 0.7498 | 0.7977 | 0.8983 |
| 8 | 0.5494 | 0.6319 | 0.7155 | 0.7646 | 0.8721 |
| 9 | 0.5214 | 0.6021 | 0.6851 | 0.7348 | 0.8470 |
| 10 | 0.4973 | 0.5760 | 0.6581 | 0.7079 | 0.8233 |
| 11 | 0.4762 | 0.5529 | 0.6339 | 0.6835 | 0.8010 |
| 12 | 0.4575 | 0.5324 | 0.6120 | 0.6614 | 0.7800 |
| 13 | 0.4409 | 0.5140 | 0.5923 | 0.6411 | 0.7604 |
| 14 | 0.4259 | 0.4973 | 0.5742 | 0.6226 | 0.7419 |
| 15 | 0.4124 | 0.4821 | 0.5577 | 0.6055 | 0.7247 |
| 16 | 0.4000 | 0.4683 | 0.5425 | 0.5897 | 0.7084 |
| 17 | 0.3887 | 0.4555 | 0.5285 | 0.5751 | 0.6932 |
| 18 | 0.3783 | 0.4438 | 0.5155 | 0.5614 | 0.6788 |
| 19 | 0.3687 | 0.4329 | 0.5034 | 0.5487 | 0.6652 |
| 20 | 0.3598 | 0.4227 | 0.4921 | 0.5368 | 0.6524 |
| 21 | 0.3515 | 0.4132 | 0.4815 | 0.5256 | 0.6402 |
| 22 | 0.3438 | 0.4044 | 0.4716 | 0.5151 | 0.6287 |
| 23 | 0.3365 | 0.3961 | 0.4622 | 0.5052 | 0.6178 |
| 24 | 0.3297 | 0.3882 | 0.4534 | 0.4958 | 0.6074 |
| 25 | 0.3233 | 0.3809 | 0.4451 | 0.4869 | 0.5974 |
| 26 | 0.3172 | 0.3739 | 0.4372 | 0.4785 | 0.5880 |
| 27 | 0.3115 | 0.3673 | 0.4297 | 0.4705 | 0.5790 |
| 28 | 0.3061 | 0.3610 | 0.4226 | 0.4629 | 0.5703 |
| 29 | 0.3009 | 0.3550 | 0.4158 | 0.4556 | 0.5620 |
| 30 | 0.2960 | 0.3494 | 0.4093 | 0.4487 | 0.5541 |
| 31 | 0.2913 | 0.3440 | 0.4032 | 0.4421 | 0.5465 |
| 32 | 0.2869 | 0.3388 | 0.3972 | 0.4357 | 0.5392 |
| 33 | 0.2826 | 0.3338 | 0.3916 | 0.4296 | 0.5322 |
| 34 | 0.2785 | 0.3291 | 0.3862 | 0.4238 | 0.5254 |
| 35 | 0.2746 | 0.3246 | 0.3810 | 0.4182 | 0.5189 |
| 36 | 0.2709 | 0.3202 | 0.3760 | 0.4128 | 0.5126 |
| 37 | 0.2673 | 0.3160 | 0.3712 | 0.4076 | 0.5066 |
| 38 | 0.2638 | 0.3120 | 0.3665 | 0.4026 | 0.5007 |
| 39 | 0.2605 | 0.3081 | 0.3621 | 0.3978 | 0.4950 |
| 40 | 0.2573 | 0.3044 | 0.3578 | 0.3932 | 0.4896 |
| 41 | 0.2542 | 0.3008 | 0.3536 | 0.3887 | 0.4843 |
| 42 | 0.2512 | 0.2973 | 0.3496 | 0.3843 | 0.4791 |
| 43 | 0.2483 | 0.2940 | 0.3457 | 0.3801 | 0.4742 |
| 44 | 0.2455 | 0.2907 | 0.3420 | 0.3761 | 0.4694 |
| 45 | 0.2429 | 0.2876 | 0.3384 | 0.3721 | 0.4647 |
| 46 | 0.2403 | 0.2845 | 0.3348 | 0.3683 | 0.4601 |
| 47 | 0.2377 | 0.2816 | 0.3314 | 0.3646 | 0.4557 |
| 48 | 0.2353 | 0.2787 | 0.3281 | 0.3610 | 0.4514 |
| 49 | 0.2329 | 0.2759 | 0.3249 | 0.3575 | 0.4473 |
| 50 | 0.2306 | 0.2732 | 0.3218 | 0.3542 | 0.4432 |

Tabel r untuk df = 51 - 100

| df = (N-2) | Tingkat signifikansi untuk uji satu arah | | | | |
|------------|--|--------|--------|--------|--------|
| | 0.05 | 0.025 | 0.01 | 0.005 | 0.0005 |
| | Tingkat signifikansi untuk uji dua arah | | | | |
| | 0.1 | 0.05 | 0.02 | 0.01 | 0.001 |
| 51 | 0.2284 | 0.2706 | 0.3188 | 0.3509 | 0.4393 |
| 52 | 0.2262 | 0.2681 | 0.3158 | 0.3477 | 0.4354 |
| 53 | 0.2241 | 0.2656 | 0.3129 | 0.3445 | 0.4317 |
| 54 | 0.2221 | 0.2632 | 0.3102 | 0.3415 | 0.4280 |
| 55 | 0.2201 | 0.2609 | 0.3074 | 0.3385 | 0.4244 |
| 56 | 0.2181 | 0.2586 | 0.3048 | 0.3357 | 0.4210 |
| 57 | 0.2162 | 0.2564 | 0.3022 | 0.3328 | 0.4176 |
| 58 | 0.2144 | 0.2542 | 0.2997 | 0.3301 | 0.4143 |
| 59 | 0.2126 | 0.2521 | 0.2972 | 0.3274 | 0.4110 |
| 60 | 0.2108 | 0.2500 | 0.2948 | 0.3248 | 0.4079 |
| 61 | 0.2091 | 0.2480 | 0.2925 | 0.3223 | 0.4048 |
| 62 | 0.2075 | 0.2461 | 0.2902 | 0.3198 | 0.4018 |
| 63 | 0.2058 | 0.2441 | 0.2880 | 0.3173 | 0.3988 |
| 64 | 0.2042 | 0.2423 | 0.2858 | 0.3150 | 0.3959 |
| 65 | 0.2027 | 0.2404 | 0.2837 | 0.3126 | 0.3931 |
| 66 | 0.2012 | 0.2387 | 0.2816 | 0.3104 | 0.3903 |
| 67 | 0.1997 | 0.2369 | 0.2796 | 0.3081 | 0.3876 |
| 68 | 0.1982 | 0.2352 | 0.2776 | 0.3060 | 0.3850 |
| 69 | 0.1968 | 0.2335 | 0.2756 | 0.3038 | 0.3823 |
| 70 | 0.1954 | 0.2319 | 0.2737 | 0.3017 | 0.3798 |
| 71 | 0.1940 | 0.2303 | 0.2718 | 0.2997 | 0.3773 |
| 72 | 0.1927 | 0.2287 | 0.2700 | 0.2977 | 0.3748 |
| 73 | 0.1914 | 0.2272 | 0.2682 | 0.2957 | 0.3724 |
| 74 | 0.1901 | 0.2257 | 0.2664 | 0.2938 | 0.3701 |
| 75 | 0.1888 | 0.2242 | 0.2647 | 0.2919 | 0.3678 |
| 76 | 0.1876 | 0.2227 | 0.2630 | 0.2900 | 0.3655 |
| 77 | 0.1864 | 0.2213 | 0.2613 | 0.2882 | 0.3633 |
| 78 | 0.1852 | 0.2199 | 0.2597 | 0.2864 | 0.3611 |
| 79 | 0.1841 | 0.2185 | 0.2581 | 0.2847 | 0.3589 |
| 80 | 0.1829 | 0.2172 | 0.2565 | 0.2830 | 0.3568 |
| 81 | 0.1818 | 0.2159 | 0.2550 | 0.2813 | 0.3547 |
| 82 | 0.1807 | 0.2146 | 0.2535 | 0.2796 | 0.3527 |
| 83 | 0.1796 | 0.2133 | 0.2520 | 0.2780 | 0.3507 |
| 84 | 0.1786 | 0.2120 | 0.2505 | 0.2764 | 0.3487 |
| 85 | 0.1775 | 0.2108 | 0.2491 | 0.2748 | 0.3468 |
| 86 | 0.1765 | 0.2096 | 0.2477 | 0.2732 | 0.3449 |
| 87 | 0.1755 | 0.2084 | 0.2463 | 0.2717 | 0.3430 |
| 88 | 0.1745 | 0.2072 | 0.2449 | 0.2702 | 0.3412 |
| 89 | 0.1735 | 0.2061 | 0.2435 | 0.2687 | 0.3393 |
| 90 | 0.1726 | 0.2050 | 0.2422 | 0.2673 | 0.3375 |
| 91 | 0.1716 | 0.2039 | 0.2409 | 0.2659 | 0.3358 |
| 92 | 0.1707 | 0.2028 | 0.2396 | 0.2645 | 0.3341 |
| 93 | 0.1698 | 0.2017 | 0.2384 | 0.2631 | 0.3323 |
| 94 | 0.1689 | 0.2006 | 0.2371 | 0.2617 | 0.3307 |
| 95 | 0.1680 | 0.1996 | 0.2359 | 0.2604 | 0.3290 |
| 96 | 0.1671 | 0.1986 | 0.2347 | 0.2591 | 0.3274 |
| 97 | 0.1663 | 0.1975 | 0.2335 | 0.2578 | 0.3258 |
| 98 | 0.1654 | 0.1966 | 0.2324 | 0.2565 | 0.3242 |
| 99 | 0.1646 | 0.1956 | 0.2312 | 0.2552 | 0.3226 |
| 100 | 0.1638 | 0.1946 | 0.2301 | 0.2540 | 0.3211 |

Tabel r untuk df = 101 - 150

| df = (N-2) | Tingkat signifikansi untuk uji satu arah | | | | |
|------------|--|--------|--------|--------|--------|
| | 0.05 | 0.025 | 0.01 | 0.005 | 0.0005 |
| | Tingkat signifikansi untuk uji dua arah | | | | |
| | 0.1 | 0.05 | 0.02 | 0.01 | 0.001 |
| 101 | 0.1630 | 0.1937 | 0.2290 | 0.2528 | 0.3196 |
| 102 | 0.1622 | 0.1927 | 0.2279 | 0.2515 | 0.3181 |
| 103 | 0.1614 | 0.1918 | 0.2268 | 0.2504 | 0.3166 |
| 104 | 0.1606 | 0.1909 | 0.2257 | 0.2492 | 0.3152 |
| 105 | 0.1599 | 0.1900 | 0.2247 | 0.2480 | 0.3137 |
| 106 | 0.1591 | 0.1891 | 0.2236 | 0.2469 | 0.3123 |
| 107 | 0.1584 | 0.1882 | 0.2226 | 0.2458 | 0.3109 |
| 108 | 0.1576 | 0.1874 | 0.2216 | 0.2446 | 0.3095 |
| 109 | 0.1569 | 0.1865 | 0.2206 | 0.2436 | 0.3082 |
| 110 | 0.1562 | 0.1857 | 0.2196 | 0.2425 | 0.3068 |
| 111 | 0.1555 | 0.1848 | 0.2186 | 0.2414 | 0.3055 |
| 112 | 0.1548 | 0.1840 | 0.2177 | 0.2403 | 0.3042 |
| 113 | 0.1541 | 0.1832 | 0.2167 | 0.2393 | 0.3029 |
| 114 | 0.1535 | 0.1824 | 0.2158 | 0.2383 | 0.3016 |
| 115 | 0.1528 | 0.1816 | 0.2149 | 0.2373 | 0.3004 |
| 116 | 0.1522 | 0.1809 | 0.2139 | 0.2363 | 0.2991 |
| 117 | 0.1515 | 0.1801 | 0.2131 | 0.2353 | 0.2979 |
| 118 | 0.1509 | 0.1793 | 0.2122 | 0.2343 | 0.2967 |
| 119 | 0.1502 | 0.1786 | 0.2113 | 0.2333 | 0.2955 |
| 120 | 0.1496 | 0.1779 | 0.2104 | 0.2324 | 0.2943 |
| 121 | 0.1490 | 0.1771 | 0.2096 | 0.2315 | 0.2931 |
| 122 | 0.1484 | 0.1764 | 0.2087 | 0.2305 | 0.2920 |
| 123 | 0.1478 | 0.1757 | 0.2079 | 0.2296 | 0.2908 |
| 124 | 0.1472 | 0.1750 | 0.2071 | 0.2287 | 0.2897 |
| 125 | 0.1466 | 0.1743 | 0.2062 | 0.2278 | 0.2886 |
| 126 | 0.1460 | 0.1736 | 0.2054 | 0.2269 | 0.2875 |
| 127 | 0.1455 | 0.1729 | 0.2046 | 0.2260 | 0.2864 |
| 128 | 0.1449 | 0.1723 | 0.2039 | 0.2252 | 0.2853 |
| 129 | 0.1443 | 0.1716 | 0.2031 | 0.2243 | 0.2843 |
| 130 | 0.1438 | 0.1710 | 0.2023 | 0.2235 | 0.2832 |
| 131 | 0.1432 | 0.1703 | 0.2015 | 0.2226 | 0.2822 |
| 132 | 0.1427 | 0.1697 | 0.2008 | 0.2218 | 0.2811 |
| 133 | 0.1422 | 0.1690 | 0.2001 | 0.2210 | 0.2801 |
| 134 | 0.1416 | 0.1684 | 0.1993 | 0.2202 | 0.2791 |
| 135 | 0.1411 | 0.1678 | 0.1986 | 0.2194 | 0.2781 |
| 136 | 0.1406 | 0.1672 | 0.1979 | 0.2186 | 0.2771 |
| 137 | 0.1401 | 0.1666 | 0.1972 | 0.2178 | 0.2761 |
| 138 | 0.1396 | 0.1660 | 0.1965 | 0.2170 | 0.2752 |
| 139 | 0.1391 | 0.1654 | 0.1958 | 0.2163 | 0.2742 |
| 140 | 0.1386 | 0.1648 | 0.1951 | 0.2155 | 0.2733 |
| 141 | 0.1381 | 0.1642 | 0.1944 | 0.2148 | 0.2723 |
| 142 | 0.1376 | 0.1637 | 0.1937 | 0.2140 | 0.2714 |
| 143 | 0.1371 | 0.1631 | 0.1930 | 0.2133 | 0.2705 |
| 144 | 0.1367 | 0.1625 | 0.1924 | 0.2126 | 0.2696 |
| 145 | 0.1362 | 0.1620 | 0.1917 | 0.2118 | 0.2687 |
| 146 | 0.1357 | 0.1614 | 0.1911 | 0.2111 | 0.2678 |
| 147 | 0.1353 | 0.1609 | 0.1904 | 0.2104 | 0.2669 |
| 148 | 0.1348 | 0.1603 | 0.1898 | 0.2097 | 0.2660 |
| 149 | 0.1344 | 0.1598 | 0.1892 | 0.2090 | 0.2652 |
| 150 | 0.1339 | 0.1593 | 0.1886 | 0.2083 | 0.2643 |

Tabel r untuk df = 151 - 200

| df = (N-2) | Tingkat signifikansi untuk uji satu arah | | | | |
|------------|--|--------|--------|--------|--------|
| | 0.05 | 0.025 | 0.01 | 0.005 | 0.0005 |
| | Tingkat signifikansi untuk uji dua arah | | | | |
| | 0.1 | 0.05 | 0.02 | 0.01 | 0.001 |
| 151 | 0.1335 | 0.1587 | 0.1879 | 0.2077 | 0.2635 |
| 152 | 0.1330 | 0.1582 | 0.1873 | 0.2070 | 0.2626 |
| 153 | 0.1326 | 0.1577 | 0.1867 | 0.2063 | 0.2618 |
| 154 | 0.1322 | 0.1572 | 0.1861 | 0.2057 | 0.2610 |
| 155 | 0.1318 | 0.1567 | 0.1855 | 0.2050 | 0.2602 |
| 156 | 0.1313 | 0.1562 | 0.1849 | 0.2044 | 0.2593 |
| 157 | 0.1309 | 0.1557 | 0.1844 | 0.2037 | 0.2585 |
| 158 | 0.1305 | 0.1552 | 0.1838 | 0.2031 | 0.2578 |
| 159 | 0.1301 | 0.1547 | 0.1832 | 0.2025 | 0.2570 |
| 160 | 0.1297 | 0.1543 | 0.1826 | 0.2019 | 0.2562 |
| 161 | 0.1293 | 0.1538 | 0.1821 | 0.2012 | 0.2554 |
| 162 | 0.1289 | 0.1533 | 0.1815 | 0.2006 | 0.2546 |
| 163 | 0.1285 | 0.1528 | 0.1810 | 0.2000 | 0.2539 |
| 164 | 0.1281 | 0.1524 | 0.1804 | 0.1994 | 0.2531 |
| 165 | 0.1277 | 0.1519 | 0.1799 | 0.1988 | 0.2524 |
| 166 | 0.1273 | 0.1515 | 0.1794 | 0.1982 | 0.2517 |
| 167 | 0.1270 | 0.1510 | 0.1788 | 0.1976 | 0.2509 |
| 168 | 0.1266 | 0.1506 | 0.1783 | 0.1971 | 0.2502 |
| 169 | 0.1262 | 0.1501 | 0.1778 | 0.1965 | 0.2495 |
| 170 | 0.1258 | 0.1497 | 0.1773 | 0.1959 | 0.2488 |
| 171 | 0.1255 | 0.1493 | 0.1768 | 0.1954 | 0.2481 |
| 172 | 0.1251 | 0.1488 | 0.1762 | 0.1948 | 0.2473 |
| 173 | 0.1247 | 0.1484 | 0.1757 | 0.1942 | 0.2467 |
| 174 | 0.1244 | 0.1480 | 0.1752 | 0.1937 | 0.2460 |
| 175 | 0.1240 | 0.1476 | 0.1747 | 0.1932 | 0.2453 |
| 176 | 0.1237 | 0.1471 | 0.1743 | 0.1926 | 0.2446 |
| 177 | 0.1233 | 0.1467 | 0.1738 | 0.1921 | 0.2439 |
| 178 | 0.1230 | 0.1463 | 0.1733 | 0.1915 | 0.2433 |
| 179 | 0.1226 | 0.1459 | 0.1728 | 0.1910 | 0.2426 |
| 180 | 0.1223 | 0.1455 | 0.1723 | 0.1905 | 0.2419 |
| 181 | 0.1220 | 0.1451 | 0.1719 | 0.1900 | 0.2413 |
| 182 | 0.1216 | 0.1447 | 0.1714 | 0.1895 | 0.2406 |
| 183 | 0.1213 | 0.1443 | 0.1709 | 0.1890 | 0.2400 |
| 184 | 0.1210 | 0.1439 | 0.1705 | 0.1884 | 0.2394 |
| 185 | 0.1207 | 0.1435 | 0.1700 | 0.1879 | 0.2387 |
| 186 | 0.1203 | 0.1432 | 0.1696 | 0.1874 | 0.2381 |
| 187 | 0.1200 | 0.1428 | 0.1691 | 0.1869 | 0.2375 |
| 188 | 0.1197 | 0.1424 | 0.1687 | 0.1865 | 0.2369 |
| 189 | 0.1194 | 0.1420 | 0.1682 | 0.1860 | 0.2363 |
| 190 | 0.1191 | 0.1417 | 0.1678 | 0.1855 | 0.2357 |
| 191 | 0.1188 | 0.1413 | 0.1674 | 0.1850 | 0.2351 |
| 192 | 0.1184 | 0.1409 | 0.1669 | 0.1845 | 0.2345 |
| 193 | 0.1181 | 0.1406 | 0.1665 | 0.1841 | 0.2339 |
| 194 | 0.1178 | 0.1402 | 0.1661 | 0.1836 | 0.2333 |
| 195 | 0.1175 | 0.1398 | 0.1657 | 0.1831 | 0.2327 |
| 196 | 0.1172 | 0.1395 | 0.1652 | 0.1827 | 0.2321 |
| 197 | 0.1169 | 0.1391 | 0.1648 | 0.1822 | 0.2315 |
| 198 | 0.1166 | 0.1388 | 0.1644 | 0.1818 | 0.2310 |
| 199 | 0.1164 | 0.1384 | 0.1640 | 0.1813 | 0.2304 |
| 200 | 0.1161 | 0.1381 | 0.1636 | 0.1809 | 0.2298 |

| d.f. | TINGKAT SIGNIFIKANSI | | | | | | |
|-----------|----------------------|-------|--------|--------|--------|---------|---------|
| dua sisi | 20% | 10% | 5% | 2% | 1% | 0,2% | 0,1% |
| satu sisi | 10% | 5% | 2,5% | 1% | 0,5% | 0,1% | 0,05% |
| 1 | 3,078 | 6,314 | 12,706 | 31,821 | 63,657 | 318,309 | 636,619 |
| 2 | 1,886 | 2,920 | 4,303 | 6,965 | 9,925 | 22,327 | 31,599 |
| 3 | 1,638 | 2,353 | 3,182 | 4,541 | 5,841 | 10,215 | 12,924 |
| 4 | 1,533 | 2,132 | 2,776 | 3,747 | 4,604 | 7,173 | 8,610 |
| 5 | 1,476 | 2,015 | 2,571 | 3,365 | 4,032 | 5,893 | 6,869 |
| 6 | 1,440 | 1,943 | 2,447 | 3,143 | 3,707 | 5,208 | 5,959 |
| 7 | 1,415 | 1,895 | 2,365 | 2,998 | 3,499 | 4,785 | 5,408 |
| 8 | 1,397 | 1,860 | 2,306 | 2,896 | 3,355 | 4,501 | 5,041 |
| 9 | 1,383 | 1,833 | 2,262 | 2,821 | 3,250 | 4,297 | 4,781 |
| 10 | 1,372 | 1,812 | 2,228 | 2,764 | 3,169 | 4,144 | 4,587 |
| 11 | 1,363 | 1,796 | 2,201 | 2,718 | 3,106 | 4,025 | 4,437 |
| 12 | 1,356 | 1,782 | 2,179 | 2,681 | 3,055 | 3,930 | 4,318 |
| 13 | 1,350 | 1,771 | 2,160 | 2,650 | 3,012 | 3,852 | 4,221 |
| 14 | 1,345 | 1,761 | 2,145 | 2,624 | 2,977 | 3,787 | 4,140 |
| 15 | 1,341 | 1,753 | 2,131 | 2,602 | 2,947 | 3,733 | 4,073 |
| 16 | 1,337 | 1,746 | 2,120 | 2,583 | 2,921 | 3,686 | 4,015 |
| 17 | 1,333 | 1,740 | 2,110 | 2,567 | 2,898 | 3,646 | 3,965 |
| 18 | 1,330 | 1,734 | 2,101 | 2,552 | 2,878 | 3,610 | 3,922 |
| 19 | 1,328 | 1,729 | 2,093 | 2,539 | 2,861 | 3,579 | 3,883 |
| 20 | 1,325 | 1,725 | 2,086 | 2,528 | 2,845 | 3,552 | 3,850 |
| 21 | 1,323 | 1,721 | 2,080 | 2,518 | 2,831 | 3,527 | 3,819 |
| 22 | 1,321 | 1,717 | 2,074 | 2,508 | 2,819 | 3,505 | 3,792 |
| 23 | 1,319 | 1,714 | 2,069 | 2,500 | 2,807 | 3,485 | 3,768 |
| 24 | 1,318 | 1,711 | 2,064 | 2,492 | 2,797 | 3,467 | 3,745 |
| 25 | 1,316 | 1,708 | 2,060 | 2,485 | 2,787 | 3,450 | 3,725 |
| 26 | 1,315 | 1,706 | 2,056 | 2,479 | 2,779 | 3,435 | 3,707 |
| 27 | 1,314 | 1,703 | 2,052 | 2,473 | 2,771 | 3,421 | 3,690 |
| 28 | 1,313 | 1,701 | 2,048 | 2,467 | 2,763 | 3,408 | 3,674 |
| 29 | 1,311 | 1,699 | 2,045 | 2,462 | 2,756 | 3,396 | 3,659 |
| 30 | 1,310 | 1,697 | 2,042 | 2,457 | 2,750 | 3,385 | 3,646 |
| 31 | 1,309 | 1,696 | 2,040 | 2,453 | 2,744 | 3,375 | 3,633 |
| 32 | 1,309 | 1,694 | 2,037 | 2,449 | 2,738 | 3,365 | 3,622 |
| 33 | 1,308 | 1,692 | 2,035 | 2,445 | 2,733 | 3,356 | 3,611 |
| 34 | 1,307 | 1,691 | 2,032 | 2,441 | 2,728 | 3,348 | 3,601 |
| 35 | 1,306 | 1,690 | 2,030 | 2,438 | 2,724 | 3,340 | 3,591 |
| 36 | 1,306 | 1,688 | 2,028 | 2,434 | 2,719 | 3,333 | 3,582 |
| 37 | 1,305 | 1,687 | 2,026 | 2,431 | 2,715 | 3,326 | 3,574 |
| 38 | 1,304 | 1,686 | 2,024 | 2,429 | 2,712 | 3,319 | 3,566 |
| 39 | 1,304 | 1,685 | 2,023 | 2,426 | 2,708 | 3,313 | 3,558 |
| 40 | 1,303 | 1,684 | 2,021 | 2,423 | 2,704 | 3,307 | 3,551 |
| 41 | 1,303 | 1,683 | 2,020 | 2,421 | 2,701 | 3,301 | 3,544 |
| 42 | 1,302 | 1,682 | 2,018 | 2,418 | 2,698 | 3,296 | 3,538 |
| 43 | 1,302 | 1,681 | 2,017 | 2,416 | 2,695 | 3,291 | 3,532 |

| | | | | | | | |
|----|-------|-------|-------|-------|-------|-------|-------|
| 44 | 1,301 | 1,680 | 2,015 | 2,414 | 2,692 | 3,286 | 3,526 |
| 45 | 1,301 | 1,679 | 2,014 | 2,412 | 2,690 | 3,281 | 3,520 |
| 46 | 1,300 | 1,679 | 2,013 | 2,410 | 2,687 | 3,277 | 3,515 |
| 47 | 1,300 | 1,678 | 2,012 | 2,408 | 2,685 | 3,273 | 3,510 |
| 48 | 1,299 | 1,677 | 2,011 | 2,407 | 2,682 | 3,269 | 3,505 |
| 49 | 1,299 | 1,677 | 2,010 | 2,405 | 2,680 | 3,265 | 3,500 |
| 50 | 1,299 | 1,676 | 2,009 | 2,403 | 2,678 | 3,261 | 3,496 |
| 51 | 1,298 | 1,675 | 2,008 | 2,402 | 2,676 | 3,258 | 3,492 |
| 52 | 1,298 | 1,675 | 2,007 | 2,400 | 2,674 | 3,255 | 3,488 |
| 53 | 1,298 | 1,674 | 2,006 | 2,399 | 2,672 | 3,251 | 3,484 |
| 54 | 1,297 | 1,674 | 2,005 | 2,397 | 2,670 | 3,248 | 3,480 |
| 55 | 1,297 | 1,673 | 2,004 | 2,396 | 2,668 | 3,245 | 3,476 |
| 56 | 1,297 | 1,673 | 2,003 | 2,395 | 2,667 | 3,242 | 3,473 |
| 57 | 1,297 | 1,672 | 2,002 | 2,394 | 2,665 | 3,239 | 3,470 |
| 58 | 1,296 | 1,672 | 2,002 | 2,392 | 2,663 | 3,237 | 3,466 |
| 59 | 1,296 | 1,671 | 2,001 | 2,391 | 2,662 | 3,234 | 3,463 |
| 60 | 1,296 | 1,671 | 2,000 | 2,390 | 2,660 | 3,232 | 3,460 |
| 61 | 1,296 | 1,670 | 2,000 | 2,389 | 2,659 | 3,229 | 3,457 |
| 62 | 1,295 | 1,670 | 1,999 | 2,388 | 2,657 | 3,227 | 3,454 |
| 63 | 1,295 | 1,669 | 1,998 | 2,387 | 2,656 | 3,225 | 3,452 |
| 64 | 1,295 | 1,669 | 1,998 | 2,386 | 2,655 | 3,223 | 3,449 |
| 65 | 1,295 | 1,669 | 1,997 | 2,385 | 2,654 | 3,220 | 3,447 |
| 66 | 1,295 | 1,668 | 1,997 | 2,384 | 2,652 | 3,218 | 3,444 |
| 67 | 1,294 | 1,668 | 1,996 | 2,383 | 2,651 | 3,216 | 3,442 |
| 68 | 1,294 | 1,668 | 1,995 | 2,382 | 2,650 | 3,214 | 3,439 |
| 69 | 1,294 | 1,667 | 1,995 | 2,382 | 2,649 | 3,213 | 3,437 |
| 70 | 1,294 | 1,667 | 1,994 | 2,381 | 2,648 | 3,211 | 3,435 |
| 71 | 1,294 | 1,667 | 1,994 | 2,380 | 2,647 | 3,209 | 3,433 |
| 72 | 1,293 | 1,666 | 1,993 | 2,379 | 2,646 | 3,207 | 3,431 |
| 73 | 1,293 | 1,666 | 1,993 | 2,379 | 2,645 | 3,206 | 3,429 |
| 74 | 1,293 | 1,666 | 1,993 | 2,378 | 2,644 | 3,204 | 3,427 |
| 75 | 1,293 | 1,665 | 1,992 | 2,377 | 2,643 | 3,202 | 3,425 |
| 76 | 1,293 | 1,665 | 1,992 | 2,376 | 2,642 | 3,201 | 3,423 |
| 77 | 1,293 | 1,665 | 1,991 | 2,376 | 2,641 | 3,199 | 3,421 |
| 78 | 1,292 | 1,665 | 1,991 | 2,375 | 2,640 | 3,198 | 3,420 |
| 79 | 1,292 | 1,664 | 1,990 | 2,374 | 2,640 | 3,197 | 3,418 |
| 80 | 1,292 | 1,664 | 1,990 | 2,374 | 2,639 | 3,195 | 3,416 |
| 81 | 1,292 | 1,664 | 1,990 | 2,373 | 2,638 | 3,194 | 3,415 |
| 82 | 1,292 | 1,664 | 1,989 | 2,373 | 2,637 | 3,193 | 3,413 |
| 83 | 1,292 | 1,663 | 1,989 | 2,372 | 2,636 | 3,191 | 3,412 |
| 84 | 1,292 | 1,663 | 1,989 | 2,372 | 2,636 | 3,190 | 3,410 |
| 85 | 1,292 | 1,663 | 1,988 | 2,371 | 2,635 | 3,189 | 3,409 |
| 86 | 1,291 | 1,663 | 1,988 | 2,370 | 2,634 | 3,188 | 3,407 |
| 87 | 1,291 | 1,663 | 1,988 | 2,370 | 2,634 | 3,187 | 3,406 |
| 88 | 1,291 | 1,662 | 1,987 | 2,369 | 2,633 | 3,185 | 3,405 |
| 89 | 1,291 | 1,662 | 1,987 | 2,369 | 2,632 | 3,184 | 3,403 |
| 90 | 1,291 | 1,662 | 1,987 | 2,368 | 2,632 | 3,183 | 3,402 |

| | | | | | | | |
|-----|-------|-------|-------|-------|-------|-------|-------|
| 91 | 1,291 | 1,662 | 1,986 | 2,368 | 2,631 | 3,182 | 3,401 |
| 92 | 1,291 | 1,662 | 1,986 | 2,368 | 2,630 | 3,181 | 3,399 |
| 93 | 1,291 | 1,661 | 1,986 | 2,367 | 2,630 | 3,180 | 3,398 |
| 94 | 1,291 | 1,661 | 1,986 | 2,367 | 2,629 | 3,179 | 3,397 |
| 95 | 1,291 | 1,661 | 1,985 | 2,366 | 2,629 | 3,178 | 3,396 |
| 96 | 1,290 | 1,661 | 1,985 | 2,366 | 2,628 | 3,177 | 3,395 |
| 97 | 1,290 | 1,661 | 1,985 | 2,365 | 2,627 | 3,176 | 3,394 |
| 98 | 1,290 | 1,661 | 1,984 | 2,365 | 2,627 | 3,175 | 3,393 |
| 99 | 1,290 | 1,660 | 1,984 | 2,365 | 2,626 | 3,175 | 3,392 |
| 100 | 1,290 | 1,660 | 1,984 | 2,364 | 2,626 | 3,174 | 3,390 |



UNIVERSITAS FLORES
FAKULTAS EKONOMI

TERAKREDITASI BAN-PT

No. 1710/SK/BAN-PT/Akred /S/VIII/2016, 26 Agustus 2016 (Prodi S1 Manajemen)

No. 1562/SK/BAN-PT/Akred/S/VIII /2016, 11 Agustus 2016 (Prodi Ekon.
Pembangunan)

No. 028/SK/BAN-PT/Akred/ S/X/2016, 02 September 2016 (Prodi S1- Akuntansi)

Kampus I Jl. Sam Ratulangi, No.XX, Kelurahan Paupire, Kecamatan Ende Tengah
Kabupaten Ende- Flores NTT kode Pos 86318, Telp.(0381) 21536

Nomor : 423/115/F6/31/N/X/2020
Lampiran : 1 (satu) Proposal
Perihal : Izin Untuk Mengadakan Penelitian

28 November 2020

Kepada Yang Terhormat
Unit Usaha UPH Sub Unit Masa Dua Bajawa
Di - Bajawa

Dengan hormat,

Dalam rangka menyelesaikan studi di Fakultas Ekonomi Universitas Flores Ende, para mahasiswa diwajibkan menyusun Skripsi dari bidangnya masing-masing. Untuk itu kami mohon dengan hormat bantuan dan kesediaan Bapak agar dapat mengizinkan mahasiswa kami tersebut di bawah ini :

Nama : MARIA FATIMA MEO
Nim : 2016440079
Prog.Studi : Akuntansi

Untuk mengadakan penelitian guna mendapatkan data-data yang diperlukan dalam rangka penulisan tugas akhir dengan Judul penelitian "Pengaruh Modal Tenaga Kerja dan Teknologi Pada Produksi Kopi pada UPH Sub Unit Masa Dua Bajawa". Kerahasiaan data akan dipegang teguh dan hanya khusus digunakan untuk kepentingan ilmiah.

Demikian permohonan kami, atas bantuan dan kesediaan Bapak kami ucapkan terima kasih.

An. Dekan
Wakil Dekan Bidang Akademik dan
Administrasi
Dr. Rafael Octavianus Byre, SE., M.Sc.
NIDN. 0826097601

Tembusan :

1. Pemilik UPH Sub Unit Masa Dua Bajawa
2. Dekan Fakultas Ekonomi (Sebagai laporan);
3. Ketua Program Studi Akuntansi FE Univ. Flores;
4. Mahasiswa Ybs.

SURAT KETERANGAN SELESAI PENELITIAN

01.001/UPH-MD/XII/2020

Yang bertanda tangan dibawah ini :

Nama : MONIKA MENGE
Jabatan : Pemilik UPH
Unit Usaha : UPH Sub Unit Masa Dua Bajawa
Alamat : Desa Ngoranale, Kecamatan Bajawa, Kabupaten Ngada

Dengan ini menerangkan bahwa :

Nama : MARIA FATIMA MEO
NIM : 2016 441 079
Semester : IX (Sembilan)
Jurusan / Prodi : Akuntansi
Universitas : Universitas Flores Ende

Telah melaksanakan penelitian di UPH Sub Unit Masa Dua Bajawa sejak tanggal 30 November sampai 08 Desember 2020 untuk memperoleh data guna penyusunan tugas akhir Skripsi dengan judul *“Pengaruh Modal, Tenaga Kerja dan Teknologi Terhadap Produksi pada UPH Sub Unit Masa Dua Bajawa”*.

Demikian surat keterangan ini dibuat dan diberikan kepada yang bersangkutan untuk dipergunakan seperlunya.

Bajawa, 08 Desember 2020

Pemilik

UPH Sub Unit Masa Dua Bajawa,

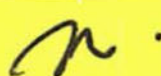








UNIVERSITAS FLORES
FAKULTAS EKONOMI
PRODI AKUNTANSI
KARTU BIMBINGAN SKRIPSI

1. Nama Mahasiswa : Maria Fatima Meo
2. NIM : 2016441079
3. Bidang Kajian Skripsi :
4. Judul Skripsi : Pengaruh Modal, Tenaga Kerja dan Teknologi Terhadap
Produksi Kopi Pada UPH Sub Unit Masa Dua Bajawa
5. Tanggal Pengajuan Skripsi :
6. Nama Pembimbing : 1. Apriana Marselina, S.E.,M.Sc
2. Nuraini Ismail, S.E.,M.Aks
7. Keterangan Konsultasi :

| NO | TANGGAL KONSULTASI | KETERANGAN | PARAF | |
|-----|-------------------------------|--|--------------|---------------|
| | | | PEMBIMBING I | PEMBIMBING II |
| 1. | Kamis, 25 Juni 2020 | Perbaikan bab I sumber data. | | |
| 2. | Senin, 29 Juni 2020 | perbaikan bagan | <i>M</i> | |
| 3. | Rabu, 01 Juli 2020 | | <i>N</i> | |
| 4. | Selasa, 14 Juli 2020 | perbaikan bab I masalah. | <i>M</i> | |
| 5. | Senin, 27 Juli 2020 | perbaikan hipotesis dan penjelasan Pensi penelitian terdahulu. | <i>N</i> | |
| 6. | Rabu, 29 Juli 2020 | | | |
| 6. | Rabu, 29 Juli 2020 | perbaikan bab I dan Bab III | <i>N</i> | |
| 7. | Senin, 3 Agustus 2020 | Perbaikan bab III | <i>N</i> | |
| 8. | Senin, 10 Agustus 2020 | | | |
| 8. | Ace untuk diseminasi | | <i>N</i> | |
| 9. | Selasa, 18 Agustus 2020 | Perbaikan bab II-III konsultasi Bim- bingan teknik penulisan bab I-3 | | <i>N</i> |
| 10. | Sabtu, 22 Agustus 2020 | Konfirmasi Teknik penulisan | | <i>N</i> |
| 11. | Senin, 14 Sept. 2020 | konsultasi Teknik penulisan | | <i>N</i> |
| 12. | Senin, 14 Sept 20 | Ace Revisi Ace Seminar proposal | | <i>N</i> |

| NO | TANGGAL KONSULTASI | KETERANGAN | PARAF | |
|----|-----------------------|---|---|---|
| | | | PEMBIMBING I | PEMBIMBING II |
| 13 | 21/12/2020 | konsul skripsi perbaiki saran. |  | |
| 14 | 08/01/2021 | konsul skripsi perbaiki daftar pustaka |  | |
| 15 | 09/02/2021 | Acc. |  |  |
| 16 | 10/2/2021 | - konsultasi B.b 1-v teknik penulisan - Acc ujian skripsi | |  |

8. Tanggal Selesai Penulisan Skripsi

9. Telah dievaluasi dan Diuji dengan Nilai

* Coret yang tidak perlu

PEMBIMBING I



Apriana Marselina, S.E., M.Sc

Nipy : 1980 2007 338


PEMBIMBING II



Nuraini Ismail, S.E., M.Aks

Nipy : 1980 2009 393

Mengetahui
Ketua Program Studi



APRIANA MARSELINA, S.E., M.Sc

NIPY: 1980 2007 338